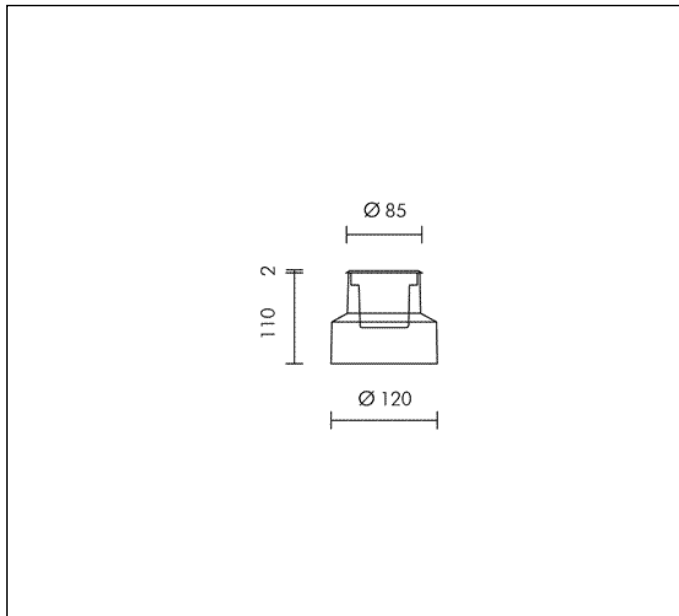



## TECHNICAL DATA SHEET ART. S.5816SC.19 - MICROZIP ROUND

Version is available on request



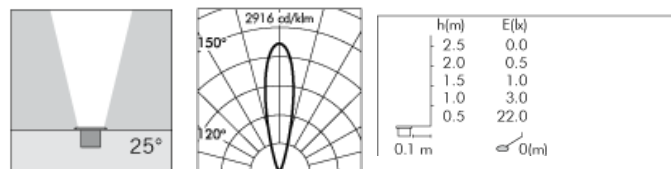
3 MODULES LED RGB 350mA PWM

Rated luminaire luminous flux: 38lm

Rated input power: 3.5W

Luminaire efficacy: 11lm/W

Without transformer



\* Photometric measured using COLD WHITE LED 6650K



### PRODUCT TYPE

Inground walk over fitting. Recessing depth 110 mm. IP rating IP 67

### MATERIAL CHARACTERISTICS

"Copper Free" Aluminium die cast housing in EN AB-44100 with high resistance against corrosion. Stone wash surface treatment prior to painting process. 2 mm thick front trim in Stainless Steel - Grade AISI 316L with 2,5-3% molybdenum content. A4 grade Stainless Steel screws with 2,5-3% molybdenum content which increases the resistance against corrosion. Pre treated Silicone Gaskets. Painting Process : 3 Step Process

1) Surface treatment with BONDERITE. A heavy metal free chemical surface treatment containing ceramic nano particles giving a cohesive, inorganic and highly dense protective coating. 2) PRE POLYMERIZATION a process of introducing an epoxy primer with excellent characteristics to the paint which also offers very high resistance to oxidation due to its Zinc content. 3) POLYMERIZATION a process with the application of polyester powder with high resistance against UV rays and harsh weather conditions. Resistance test protection for Marine applications for 1200h. Mechanical resistance IK 08 Maximum load capacity 1000 Kg

### LIGHTING PERFORMANCE

The spectral distribution of the light is intended to change the appearance of the scene or object lit. Not intended for use in other applications. Toughened semiacid-etched glass 8mm thick. Lamp adjustable  $\pm 15^\circ$  position. LOR --

### LOW SURFACE TEMPERATURE

Surface temperature of glass 37°C (Ta 25°C)

### RECESSING BOX

Polypropylene recessing box with cable entry on all 4 sides also allows: 1) Easy wiring; 2) Cable management for IP67 fast connector; 3) Easy access to the fitting for maintenance purposes.

### WIRING

Supply 5 meters cable section type H07RN-F secured and sealed with B component epoxy resin, wired internally protected by silicon sheaths. Front re-lamping without removing the complete fitting. Isolation: CLASS III. Available colours: Stainless steel (cod.19). Weight: 0.5 Kg Glow Wire test: 960°C

L.E.D circuit included.

This luminaire contains built-in LED modules with energy class: A, A+, A++. In case of damage or malfunction please contact the manufacturer to receive additional instructions on how to replace and relative spare parts to order. The LED modules cannot be handled in the luminaire by the end user (Regulation UE 874/2012).

LED circuit boards are engineered accordingly to actual Lumen Maintenance regulation (LM80) and Technical Memorandum (TM21) where uniformity and quality of light is 50.000 hours referred to L70 B20 Ta 25°C.

Lifecycle refers to LED circuit boards only, all others components of the luminaire are excluded.

## TECHNICAL DATA SHEET ART. S.5816SC.19 - MICROZIP ROUND ACCESSORIES



**S.3421**  
**REMOTE RGB PWM POWER SUPPLY 36W IP55**  
**36W 240V/350mA PWM**  
IP55 box with 36W power supply (12W for 3 channels)  
240V/350mA PWM controlled by DMX protocol.  
The Total power of all connected luminaires may not be higher than the power of the driver.  
Dimensions 310mm x310mm x110mm



**CAS4888**



**S.3493**  
**DMX CONTROLLER SET**  
This DMX system includes a controller (A) and a control unit (B).  
The controller has a wall fixed base wired to the control unit.  
With the controller (A) simple sceneries can be programmed and managed.  
The control unit (B) memorizes and runs the light sceneries generated by the controller (A) through a DMX signal. Moreover it can memorize complex light sceneries created with a computer using a professional DMX software.  
IP20



**S.3494**  
**REMOTE CONTROL UNIT**  
It allows the wireless connection via radio waves between the controller (A) and the control unit (B).  
Hence the controller (A) becomes portable.  
IP20



**CAS4888**