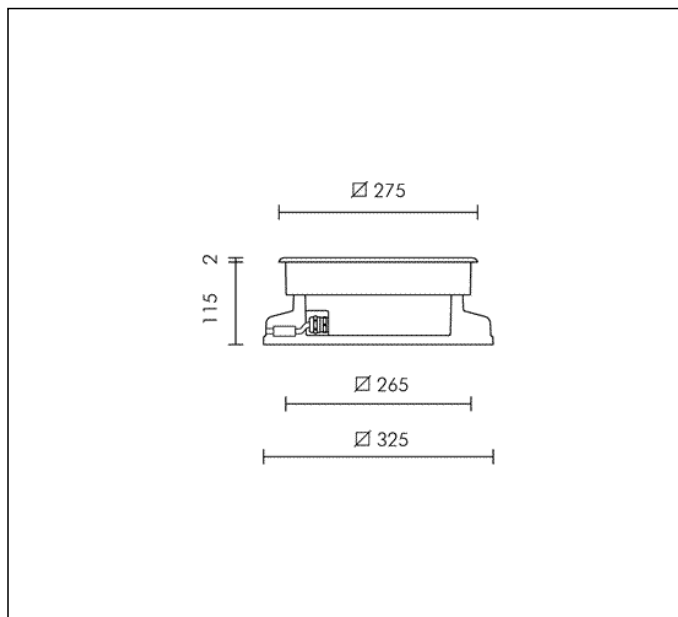

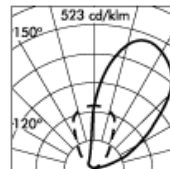
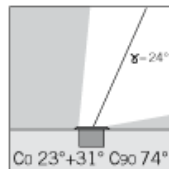


TECHNICAL DATA SHEET ART. S.5145SC.19 - COMPACT SQUARE 275 mm

Version is available on request



HIT-TC CRI 20W G8,5 1700lm
 Rated luminaire luminous flux: 1003lm
 Rated input power: 22W
 Luminaire efficacy: 46lm/W (LOR: 59%)
 Electronic ballast 220÷240V 0/50/60Hz



h(m)	E(lx)	0	1	2	3	4
5	2	2	1	1		
4	4	3	2	1		
3	10	8	4	1		
2	36	22	3	1		
1	239	32	3	0		
0.5 m						



PRODUCT TYPE

Inground walk over fitting. Recessing depth 115 mm. IP rating IP 67

MATERIAL CHARACTERISTICS

"Copper Free" Aluminium die cast housing in EN AB-44100 with high resistance against corrosion. Stone wash surface treatment prior to painting process. 2 mm thick front trim in Stainless Steel - Grade AISI 316L with 2,5 -3% molybdenum content, with high resistance against corrosion. A4 grade Stainless Steel screws with 2,5-3% molybdenum content which increases the resistance against corrosion. Pre treated Silicone Gaskets. Painting Process : 3 Step Process

1) Surface treatment with BONDERITE. A heavy metal free chemical surface treatment containing ceramic nano particles giving a cohesive, inorganic and highly dense protective coating. 2) PRE POLYMERIZATION a process of introducing an epoxy primer with excellent characteristics to the paint which also offers very high resistance to oxidation due to its Zinc content. 3) POLYMERIZATION a process with the application of polyester powder with high resistance against UV rays and harsh weather conditions. Resistance test protection for Marine applications for 1200h. Mechanical resistance IK 09 Maximum load capacity 1000 Kg

LIGHTING PERFORMANCE

MIRO 2000 GP reflector in 99.85% pure anodized aluminium . Toughened semiacid-etched sodic calcic Weiss glass 12mm thick with a high transmission degree + 12% (compared to the standard glass) . Lamp fixed position shielded by a protective plate to reduce backward peripheral glare. LOR 59% Compact electronic ballast to guarantee better lamp stability, lifetime and reduced energy consumption.

LOW SURFACE TEMPERATURE

The high transmission properties of the Weiss glass means that the optimum LOR is achieved allowing more light to pass through the glass resulting in the luminaire absorbing less heat. Surface temperature of glass 62°C (Ta 25°C) Electronic Ballast generating less heat. Specific layout of internal components allow for better heat dissipation therefore limiting the temperature generated inside the fitting. Heat dissipating wings connected to the lower section of the aluminium housing . Antiglare shield allows dissipation of heat generated by the lamp.

RECESSING BOX

Polypropylene recessing box with cable entry on all 4 sides also allows: 1) Easy wiring; 2) Cable management for IP68 fast connector; 3) Easy access to the fitting for maintenance purposes.

WIRING

Supply 0.5m cable section type H07RN-F secured by cable gland PG 13.5 (Ø 6÷12 mm) and sealed with B component epoxy resin, wired internally protected by silicon sheaths. Fast connector M20 (Ø 5÷14 mm) IP68 supplied as standard for single cable connection . Connector housed inside the recessing box . Front re-lamping without removing the complete fitting .

Isolation: CLASS I , CLASS II (on request). Available colours: Stainless steel (cod.19). Weight: 5.7 Kg Glow Wire test: --

Lamp included.

This luminaire is compatible with bulbs of the energy classes: A. The luminaire is sold with a bulb of the energy class: A (Regulation UE 874/2012).

EMERGENCY VERSIONS

The fittings operates both on AC (50/60Hz) and DC (0Hz) voltage.

**TECHNICAL DATA SHEET ART. S.5145SC.19 - COMPACT SQUARE 275 mm
INCLUDED ACCESSOIRES**



FAST CONNECTOR INCLUDED

ACCESSORIES



CAS5141



CAS5141