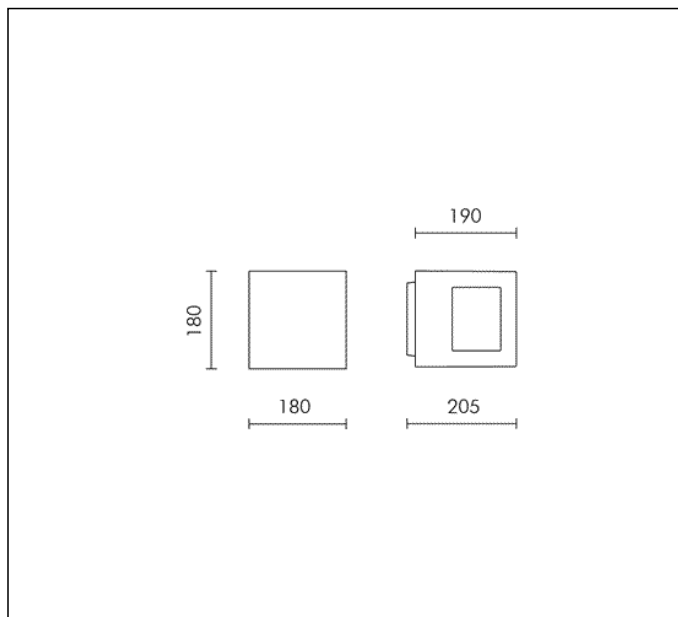



TECHNICAL DATA SHEET ART. S.5090N - LIFT SQUARE

Version is available on request



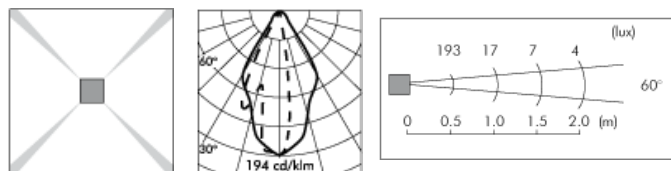
1 MODULES LED COB 4000K 1906lm CRI 90

Rated luminaire luminous flux: 832lm

Rated input power: 18.2W

Luminaire efficacy: 46lm/W

Electronic ballast 220÷240V 0/50/60Hz



* Photometric measured using WHITE LED 3000K



Fixture available with integral DALI driver on request with surcharge.

PRODUCT TYPE

Wall mounted luminaire. IP rating IP 65

MATERIAL CHARACTERISTICS

Aluminium die cast housing in EN AB-47100 (low copper content) with high resistance against corrosion. Stone wash surface treatment prior to painting process. A4 grade Stainless Steel screws with 2,5-3% molybdenum content which increases the resistance against corrosion. Silicone gaskets. Painting Process : 3 Step Process

1) Surface treatment with BONDERITE. A heavy metal free chemical surface treatment containing ceramic nano particles giving a cohesive, inorganic and highly dense protective coating. 2) PRE POLYMERIZATION a process of introducing an epoxy primer with excellent characteristics to the paint which also offers very high resistance to oxidation due to its Zinc content. 3) POLYMERIZATION a process with the application of polyester powder with high resistance against UV rays and harsh weather conditions. Resistance test protection for Marine applications for 1200h. Mechanical resistance IK 06

LIGHTING PERFORMANCE

99.98% pure aluminium reflectors (HIT). Reflector in polymers covered with 99.98% pure aluminium (LED). Luminaires come with toughened glass lenses already installed and are affixed to the aluminium cover. LOR --

INSTALLATION AND MAINTENANCE

A robust, die-cast aluminium cap is secured to the base with four AISI 316L stainless steel screws. Lamp holders are positioned on a steel base that is adjustable along different planes (versions HIT - QT - TC).

WIRING

Double cable entries with PG13,5 (Ø 6÷12 mm) cable glands. Isolation: CLASS I . Available colours: Aluminium grey (cod.14). Weight: 6.1 Kg Glow Wire test: 850°C

Lamp included.

LIFT REGISTERED DESIGN

This luminaire contains built-in LED modules with energy class: A, A+, A++. In case of damage or malfunction please contact the manufacturer to receive additional instructions on how to replace and relative spare parts to order. The LED modules cannot be handled in the luminaire by the end user (Regulation UE 874/2012).

LED circuit boards are engineered accordingly to actual Lumen Maintenance regulation (LM80) and Technical Memorandum (TM21) where uniformity and quality of light is 50.000 hours referred to L70 B20 Ta 25°C.

Lifecycle refers to LED circuit boards only, all others components of the luminaire are excluded.

TECHNICAL DATA SHEET ART. S.5090N - LIFT SQUARE

Further information

FIXING BASE

