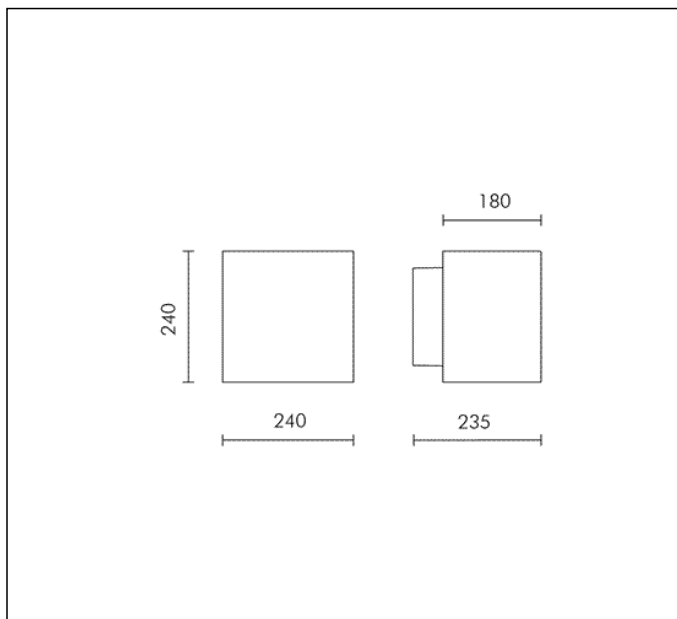

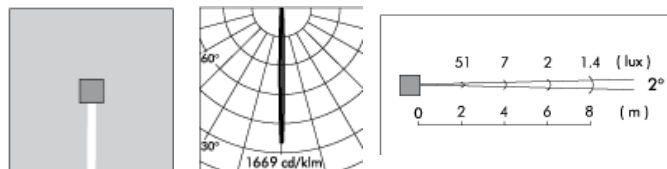


## TECHNICAL DATA SHEET ART. S.5004 - MEGALIFT SQUARE



HIT-CRI 70W CLEAR G12 6600lm  
 Rated luminaire luminous flux: 660lm  
 Rated input power: 84W  
 Luminaire efficacy: 8lm/W (LOR: 10%)  
 Magnetic transformer 230÷240V 50Hz  
 EEI=A3, LOSSES=12.2W



CE

### PRODUCT TYPE

Wall mounted luminaire. IP rating IP 65

### MATERIAL CHARACTERISTICS

Aluminium die cast housing in EN AB-47100 (low copper content) with high resistance against corrosion. Stone wash surface treatment prior to painting process. A4 grade Stainless Steel screws with 2,5-3% molybdenum content which increases the resistance against corrosion. Silicone gaskets. Painting Process : 3 Step Process

1) Surface treatment with BONDERITE. A heavy metal free chemical surface treatment containing ceramic nano particles giving a cohesive, inorganic and highly dense protective coating. 2) PRE POLYMERIZATION a process of introducing an epoxy primer with excellent characteristics to the paint which also offers very high resistance to oxidation due to its Zinc content. 3) POLYMERIZATION a process with the application of polyester powder with high resistance against UV rays and harsh weather conditions. Resistance test protection for Marine applications for 1200h. Mechanical resistance IK 06

### LIGHTING PERFORMANCE

99.98% pure aluminium reflectors (HIT). Reflector in polymers covered with 99.98% pure aluminium (LED). Luminaires come with toughened glass lenses already installed and are affixed to the aluminium cover. LOR 10%

### INSTALLATION AND MAINTENANCE

A robust, die-cast aluminium cap is secured to the base with four AISI 316L stainless steel screws. Lamp holders are positioned on a steel base that is adjustable along different planes ( versions HIT - QT - TC).

### WIRING


Double cable entries with PG13,5 (Ø 6÷12 mm) cable glands. Isolation: CLASS I . Available colours: Aluminium grey (cod.14). Weight: 8.2 Kg Glow Wire test: 850°C

### Lamp included.

### LIFT REGISTERED DESIGN

**This luminaire is compatible with bulbs of the energy classes: A+. The luminaire is sold with a bulb of the energy class: A+ (Regulation UE 874/2012).**

## TECHNICAL DATA SHEET ART. S.5004 - MEGALIFT SQUARE ACCESSORIES



### S.5030 3000K CONVERSION FILTER

It is sometimes possible when installing the MEGALIFT with HIT-TC CRI 70W lamps onto a white wall, that there may be a difference in colour between the bottom light beam (~2700K) and the other (~3000K). This colour shift is caused by metal halide deposits forming on the bottom lamps arc tube, this problem can be corrected by installing the 3000K conversion filter inside the luminaire.

## Further information

### FIXING BASE

