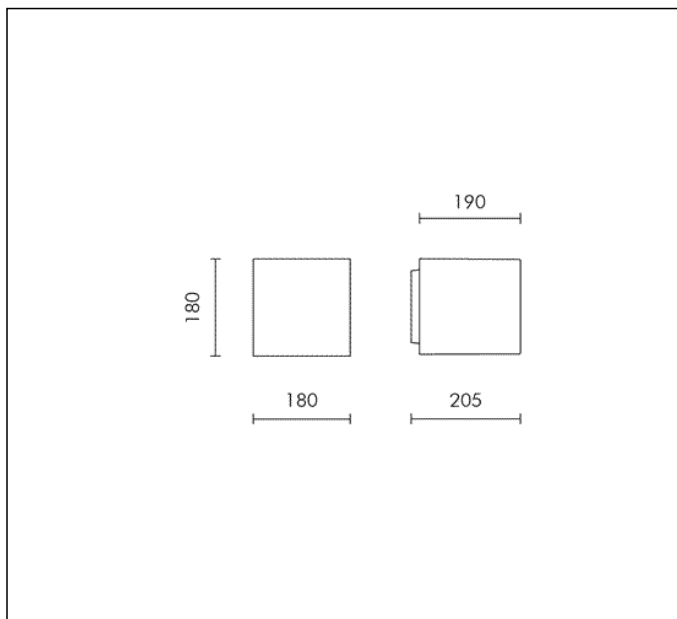

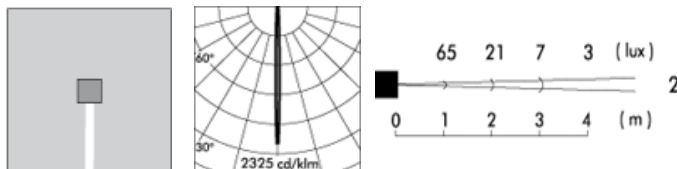


TECHNICAL DATA SHEET ART. S.5002 - LIFT SQUARE

Available until 31/12/2017 but subject to stock levels



QT32 105W E27 1980lm
 Rated luminaire luminous flux: 79lm
 Rated input power: 105W
 Luminaire efficacy: 1lm/W (LOR: 10%)
 220÷230V 50/60Hz



PRODUCT TYPE

Wall mounted luminaire. IP rating IP 65

MATERIAL CHARACTERISTICS

Aluminium die cast housing in EN AB-47100 (low copper content) with high resistance against corrosion. Stone wash surface treatment prior to painting process. A4 grade Stainless Steel screws with 2,5-3% molybdenum content which increases the resistance against corrosion. Silicone gaskets. Painting Process : 3 Step Process

1) Surface treatment with BONDERITE. A heavy metal free chemical surface treatment containing ceramic nano particles giving a cohesive, inorganic and highly dense protective coating. 2) PRE POLYMERIZATION a process of introducing an epoxy primer with excellent characteristics to the paint which also offers very high resistance to oxidation due to its Zinc content. 3) POLYMERIZATION a process with the application of polyester powder with high resistance against UV rays and harsh weather conditions. Resistance test protection for Marine applications for 1200h. Mechanical resistance IK 06

LIGHTING PERFORMANCE

Reflector in 99.98% pure anodized aluminium . Luminaires come with toughened glass lenses already installed and are affixed to the aluminium cover. LOR 10%

INSTALLATION AND MAINTENANCE

A robust, die-cast aluminium cap is secured to the base with four AISI 316L stainless steel screws. Lamp holders are positioned on a steel base that is adjustable along different planes.

WIRING

Double cable entries with PG13,5 (Ø 6÷12 mm) cable glands. Isolation: CLASS I . Available colours: Aluminium grey (cod.14). Weight: 4.1 Kg Glow Wire test: 850°C

Lamp included.

LIFT REGISTERED DESIGN

This luminaire is compatible with bulbs of the energy classes: D. The luminaire is sold with a bulb of the energy class: D (Regulation UE 874/2012).

TECHNICAL DATA SHEET ART. S.5002 - LIFT SQUARE

Further information

FIXING BASE

