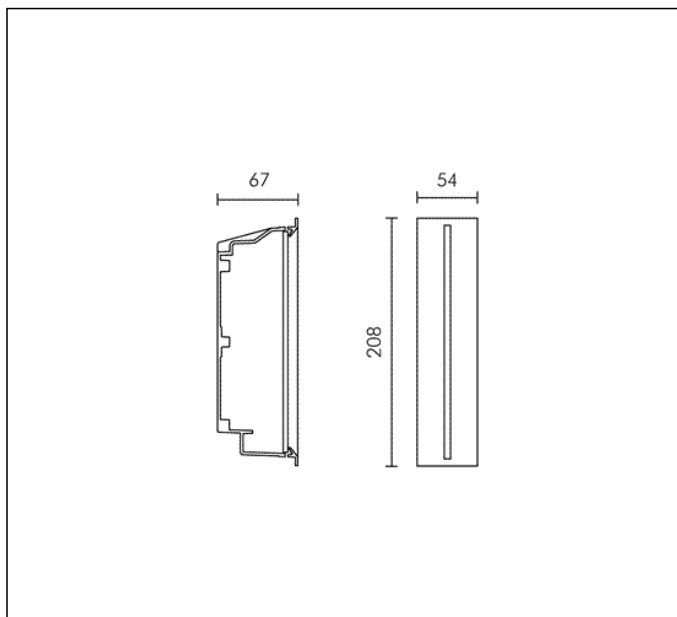

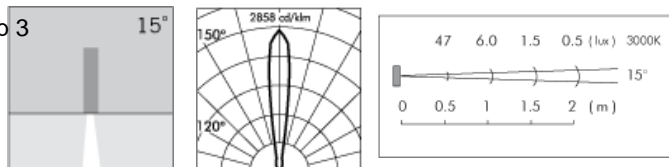


TECHNICAL DATA SHEET ART. S.4655W - STEP



1 MODULES LED 3000K 230V 140lm 2.1W CRI 90 MacAdam step 3
 Rated luminaire luminous flux: 16lm
 Rated input power: 3W
 Luminaire efficacy: 5lm/W
 Electronic ballast 220÷240V 50/60Hz



PRODUCT TYPE

Wall mounted luminaire. IP rating IP 65

MATERIAL CHARACTERISTICS

Aluminium die cast housing in EN AB-47100 (low copper content) and extruded EN AW-6060 with high resistance against corrosion. Stone wash surface treatment prior to painting process. A4 grade Stainless Steel screws with 2,5-3% molybdenum content which increases the resistance against corrosion. Silicone gaskets. Painting Process : 3 Step Process

1) Surface treatment with BONDERITE. A heavy metal free chemical surface treatment containing ceramic nano particles giving a cohesive, inorganic and highly dense protective coating. 2) PRE POLYMERIZATION a process of introducing an epoxy primer with excellent characteristics to the paint which also offers very high resistance to oxidation due to its Zinc content. 3) POLYMERIZATION a process with the application of polyester powder with high resistance against UV rays and harsh weather conditions. Resistance test protection for Marine applications for 1200h. Mechanical resistance IK 06

LIGHTING PERFORMANCE

Reflector in plastic material white painted. Transparent toughened glass 4 mm thick. LOR -- The upper part of the luminaire has a grid that works as a radiator, in order to dissipate the heat produced by the LED positioned underneath.

INSTALLATION AND MAINTENANCE

The recessing box is very shallow: due to its 70mm depth it can be installed even in partitions. It is made of polypropylene and can be fitted either at the floor level or about 20cm from the ground, according to the desired lighting effects. The housing is totally extractable through a spring mechanism; this makes the installation and maintenance easier but more suitable for those areas that are not exposed to potential vandalism.

WIRING

STEP single cable entry. The 230V - 700mA electronic ballast is housed inside the luminaire. Isolation: CLASS I . Available colours: White (cod.01), Aluminium grey (cod.14). Weight: 0.5 Kg Glow Wire test: 850°C . Glow wire test 750° installed with recessing box.

L.E.D circuit included.

STEP REGISTERED DESIGN

This luminaire contains built-in LED modules with energy class: A, A+, A++. In case of damage or malfunction please contact the manufacturer to receive additional instructions on how to replace and relative spare parts to order. The LED modules cannot be handled in the luminaire by the end user (Regulation UE 874/2012).


LED circuit boards are engineered accordingly to actual Lumen Maintenance regulation (LM80) and Technical Memorandum (TM21) where uniformity and quality of light is 50.000 hours referred to L70 B20 Ta 25°C.

Lifecycle refers to LED circuit boards only, all others components of the luminaire are excluded.

TECHNICAL DATA SHEET ART. S.4655W - STEP ACCESSORIES



S.4653
RECESSING BOX
80 x 210 mm.
Width 85 mm



S.4660
MASK FOR PLASTER BOARD WALLS
Hole 204 x 46 mm