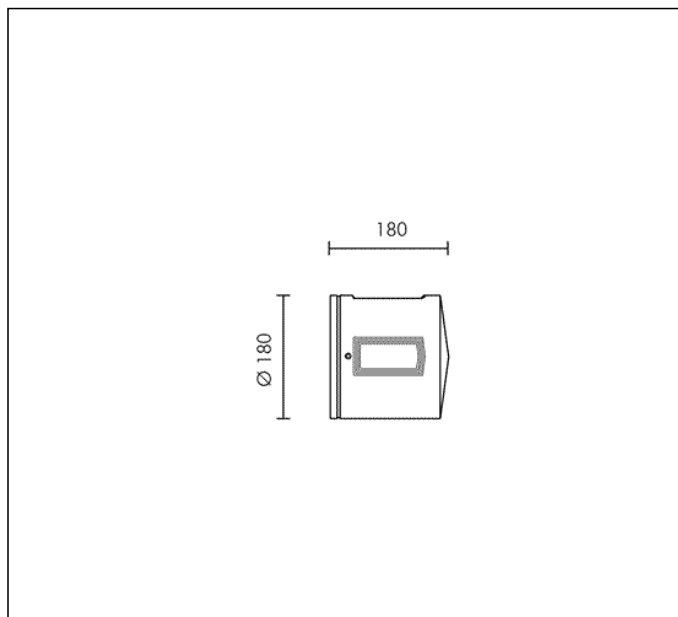

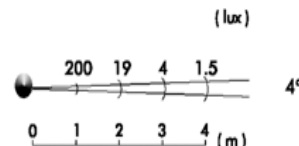
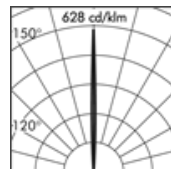
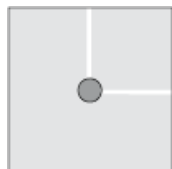


TECHNICAL DATA SHEET ART. S.4037 - BLITZ 2 WINDOWS 90°

Available until 31/12/2017 but subject to stock levels



HIT-TC CRI 35W G8,5 3300lm
 Rated luminaire luminous flux: 198lm
 Rated input power: 44W
 Luminaire efficacy: 5lm/W (LOR: 2%)
 Magnetic transformer 230÷240V 50Hz



PRODUCT TYPE

Wall mounted luminaire. IP rating IP 65

MATERIAL CHARACTERISTICS

Aluminium die cast housing in EN AB-47100 (low copper content) with high resistance against corrosion. Stone wash surface treatment prior to painting process. A4 grade Stainless Steel screws with 2,5-3% molybdenum content which increases the resistance against corrosion. Silicone gaskets. Painting Process : 3 Step Process

1) Surface treatment with BONDERITE. A heavy metal free chemical surface treatment containing ceramic nano particles giving a cohesive, inorganic and highly dense protective coating. 2) PRE POLYMERIZATION a process of introducing an epoxy primer with excellent characteristics to the paint which also offers very high resistance to oxidation due to its Zinc content. 3) POLYMERIZATION a process with the application of polyester powder with high resistance against UV rays and harsh weather conditions. Resistance test protection for Marine applications for 1200h. Mechanical resistance IK 10

LIGHTING PERFORMANCE

Luminaires come with toughened glass lenses already installed using the appropriate "lens-carrier slide". These may be substituted with coloured dichroic lenses. LOR 2%

INSTALLATION AND MAINTENANCE

A robust, die-cast aluminium cap is secured to the base with four stainless steel screws. Lamp holders are positioned on a steel base that is adjustable along different planes.

WIRING

Double cable entries with PG13,5 (Ø 6÷12 mm) cable glands. Isolation: CLASS I . Available colours: Aluminium grey (cod.14). Weight: 4.2 Kg Glow Wire test: 850°C
Lamp included.

This luminaire is compatible with bulbs of the energy classes: **A+**. The luminaire is sold with a bulb of the energy class: **A+** (Regulation UE 874/2012).


TECHNICAL DATA SHEET ART. S.4037 - BLITZ 2 WINDOWS 90° ACCESSORIES



S.4056
COLOURED DICHROIC LENS
Red
To be installed inside of the fitting instead of the standard ones.
Narrow beam 4°.



S.4057
COLOURED DICHROIC LENS
Blue
To be installed inside of the fitting instead of the standard ones.
Narrow beam 4°.



S.4058
COLOURED DICHROIC LENS
Yellow
To be installed inside of the fitting instead of the standard ones.
Narrow beam 4°.



S.4059
COLOURED DICHROIC LENS
Green
To be installed inside of the fitting instead of the standard ones.
Narrow beam 4°.



S.4039
CLEAR LENS
To be installed inside of the fitting instead of the standard ones.
Narrow beam 4°.



S.3554
STAKE IN POLYPROPYLENE
Colour: black (code 09)
Total length = 420 mm.
The 90 mm upper part must stay out of the ground level, according with the norms.
(not suitable for REEF bollard versions)

Further information

FIXING BASE

