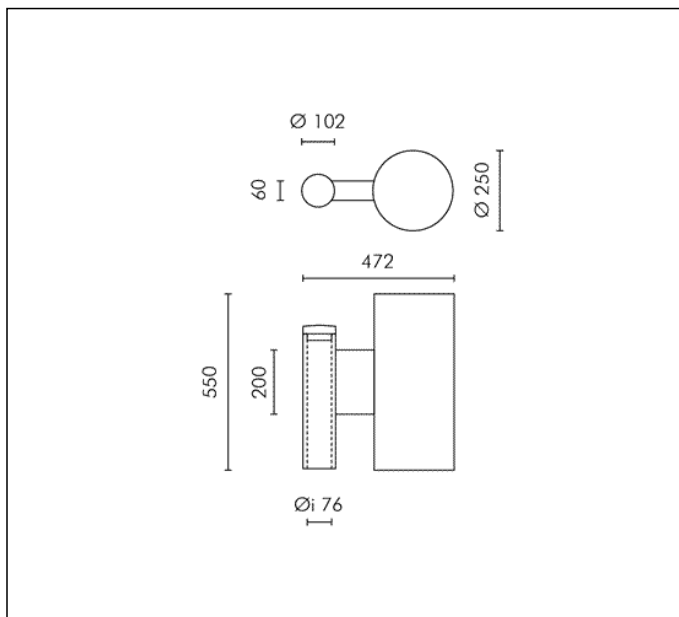
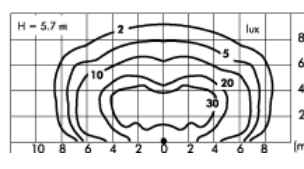
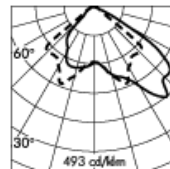
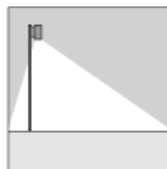


TECHNICAL DATA SHEET ART. S.3956 - SLOT POLE



HIT-DE 70W CLEAR Rx7s 6500lm
 Rated luminaire luminous flux: 3575lm
 Rated input power: 84W
 Luminaire efficacy: 43lm/W (LOR: 55%)
 Magnetic transformer 230÷240V 50Hz
 EEI=A3, LOSSES=12.2W



PRODUCT TYPE

Post top luminaire. IP rating IP 65

MATERIAL CHARACTERISTICS

Aluminium die cast housing in EN AB-47100 (low copper content) and extruded EN AW-6060 with high resistance against corrosion. Stone wash surface treatment prior to painting process. A4 grade Stainless Steel screws with 2,5-3% molybdenum content which increases the resistance against corrosion. Silicone gaskets. Painting Process : 3 Step Process

1) Surface treatment with BONDERITE. A heavy metal free chemical surface treatment containing ceramic nano particles giving a cohesive, inorganic and highly dense protective coating. 2) PRE POLYMERIZATION a process of introducing an epoxy primer with excellent characteristics to the paint which also offers very high resistance to oxidation due to its Zinc content. 3) POLYMERIZATION a process with the application of polyester powder with high resistance against UV rays and harsh weather conditions. Resistance test protection for Marine applications for 1200h. Mechanical resistance IK 09

LIGHTING PERFORMANCE

99.98% pure aluminium reflectors. The light distribution is in accordance with light pollution regulations. Clear toughened glass 8 mm thick. LOR 55%

POLE CONNECTION

Pole head in painted aluminium with \varnothing 76 mm connection.

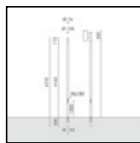
WIRING

LED versions: PROTECTIONS AGAINST DISCHARGES AND HIGH VOLTAGE SPIKES, Controlegear equipped with protections against discharges and high voltage spikes on the mains: 3,5kV differential mode (L-N), 4,0kV common mode (PE). Supply 0.5m cable section type H07RN-F . Single cable entry sealed with B component epoxy resin, wired internally protected by silicon sheaths. Fast connector IP67 (\varnothing 6÷12 mm) supplied as standard for single cable connection . Isolation: CLASS II . Available colours: Aluminium grey (cod.14). Weight: 18.3 Kg Glow Wire test: -- Exposed windage area : 0,21 m² (SLOT POLE SINGLE) Exposed windage area : 0,37 m² (SLOT POLE TWIN)

Lamp not included.

This luminaire is compatible with bulbs of the energy classes: A+ (Regulation UE 874/2012).

TECHNICAL DATA SHEET ART. S.3956 - SLOT POLE ACCESSORIES



S.2811 Ø 102 mm CYLINDRICAL POLE TO BE BURIED with Ø 76 mm SPIGOT

Cylindrical shaped poles consisting of: straight circular section shaft, Ø 102mm, 3mm in thickness, total length 4,77m , single section built by using longitudinally welded tubes by induction welding (ERW) UNI EN 10219-2-ISO 4200

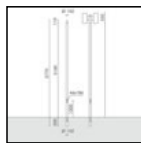
Suitable for ground recessed installation to a cement base 0,50m : Suggested reinforced concrete footstall dimension 1m x1m h 0,7m. Footstall dimension can be calculated according to your country norms and ground properties.

The grade of steel used is S235JR (Fe360B) with material characteristics as per normative UNI EN 10025; The surface protection treatment is done through hot dip galvanization.

Painting Process: PRE POLYMERIZATION a process of introducing an epoxy primer with excellent characteristics to the paint which also offers very high resistance to oxidation due to its Zinc content. POLYMERIZATION a process with the application of polyester powder with high resistance against UV rays and harsh weather conditions. Resistance test protection for Marine applications for 1500h.

Including inspection door, terminal cable block and fuse.

TO BE USED WITH THE FOLLOWING ACCESSORIES:
S.2809 POLE BASE COVER



S.2816 Ø 102mm CYLINDRICAL POLE TO BE BURIED with Ø 76mm SPIGOT

Cylindrical shaped poles consisting of: straight circular section shaft, Ø 102mm, 3mm in thickness, total length 5,77m , single section built by using longitudinally welded tubes by induction welding (ERW) UNI EN 10219-2-ISO 4200

Suitable for ground recessed installation to a cement base 0,50m : Suggested reinforced concrete footstall dimension 1m x 1m h 0,7m. Footstall dimension can be calculated according to your country norms and ground properties.

The grade of steel used is S235JR (Fe360B) with material characteristics as per normative UNI EN 10025; The surface protection treatment is done through hot dip galvanization.

Painting Process: PRE POLYMERIZATION a process of introducing an epoxy primer with excellent characteristics to the paint which also offers very high resistance to oxidation due to its Zinc content. POLYMERIZATION a process with the application of polyester powder with high resistance against UV rays and harsh weather conditions. Resistance test protection for Marine applications for 1500h.

Including inspection door, terminal cable block and fuse.

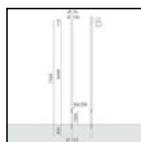
TO BE USED WITH THE FOLLOWING ACCESSORIES:
S.2809 POLE BASE COVER



S.2809 POLE BASE COVER

For pole with base and pole to be buried Ø102mm or Ø120mm.

Die-cast aluminium housing.



S.2818 Ø 102mm CYLINDRICAL POLE TO BE BURIED with Ø 76mm SPIGOT

Cylindrical shaped poles consisting of: straight circular section shaft, Ø 102mm, 4mm in thickness, total length 7,35m , single section built by using longitudinally welded tubes by induction welding (ERW) UNI EN 10219-2-ISO 4200

Suitable for ground recessed installation to a cement base 0,80m : Suggested reinforced concrete footstall dimension 1m x 1m h 1m. Footstall dimension can be calculated according to your country norms and ground properties.

The grade of steel used is S235JR (Fe360B) with material characteristics as per normative UNI EN 10025; The surface protection treatment is done through hot dip galvanization.

Painting Process: PRE POLYMERIZATION a process of introducing an epoxy primer with excellent characteristics to the paint which also offers very high resistance to oxidation due to its Zinc content. POLYMERIZATION a process with the application of polyester powder with high resistance against UV rays and harsh weather conditions. Resistance test protection for Marine applications for 1500h.

Including inspection door, terminal cable block and fuse.

TO BE USED WITH THE FOLLOWING ACCESSORIES:
S.2809 POLE BASE COVER