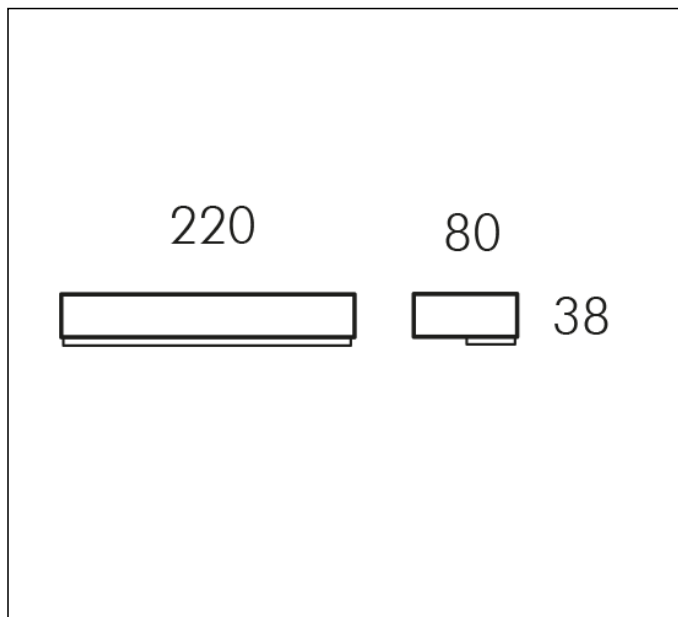


## TECHNICAL DATA SHEET ART. S.3883N - MINIPLAN HORIZONTAL SINGLE EMISSION

Version is available on request



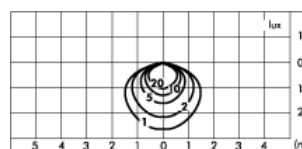
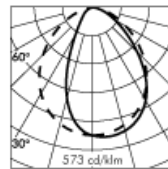
1 MODULES LED 4000K 230V 1177lm CRI 90 MacAdam step 3

Rated luminaire luminous flux: 513lm

Rated input power: 13.5W

Luminaire efficacy: 38lm/W

Electronic ballast 220÷240V 0/50/60Hz



\* Photometric measured using WHITE LED 3000K

CE   IP 65



### PRODUCT TYPE

Wall mounted luminaire. IP rating IP 65

### MATERIAL CHARACTERISTICS

Aluminium die cast housing in EN AB-47100 (low copper content) and extruded EN AW-6060 with high resistance against corrosion. Stone wash surface treatment prior to painting process. A4 grade Stainless Steel screws with 2,5-3% molybdenum content which increases the resistance against corrosion. Silicone gaskets. Painting Process : 3 Step Process

1) Surface treatment with BONDERITE. A heavy metal free chemical surface treatment containing ceramic nano particles giving a cohesive, inorganic and highly dense protective coating. 2) PRE POLYMERIZATION a process of introducing an epoxy primer with excellent characteristics to the paint which also offers very high resistance to oxidation due to its Zinc content. 3) POLYMERIZATION a process with the application of polyester powder with high resistance against UV rays and harsh weather conditions. Resistance test protection for Marine applications for 1200h. Mechanical resistance IK 06

### LIGHTING PERFORMANCE

Toughened acid-etched decorative glass diffuser. The protruding glass creates a charming decorative effect and enhance the brightness of the fixture. The water-jet cut glass diffuser conveys purity in its lines while the frosted glass finish provides excellent visual comfort. LOR --

### WIRING

Supplied with a 1,5m pre-wired H05RN-F cable for MINIPLAN HORIZONTAL and PLAN VERTICAL, PLAN HORIZONTAL is supplied with single cable entry. Isolation: CLASS II . Available colours: White (cod.01), Aluminium grey (cod.14). Weight: Kg Glow Wire test: --

L.E.D circuit included.

### PLAN REGISTERED DESIGN

This luminaire contains built-in LED modules with energy class: A, A+, A++. In case of damage or malfunction please contact the manufacturer to receive additional instructions on how to replace and relative spare parts to order. The LED modules cannot be handled in the luminaire by the end user (Regulation UE 874/2012).

LED circuit boards are engineered accordingly to actual Lumen Maintenance regulation (LM80) and Technical Memorandum (TM21) where uniformity and quality of light is 50.000 hours referred to L70 B20 Ta 25°C.

Lifecycle refers to LED circuit boards only, all others components of the luminaire are excluded.

### EMERGENCY VERSIONS

The fittings operates both on AC ( 50/60Hz ) and DC ( 0Hz ) voltage.