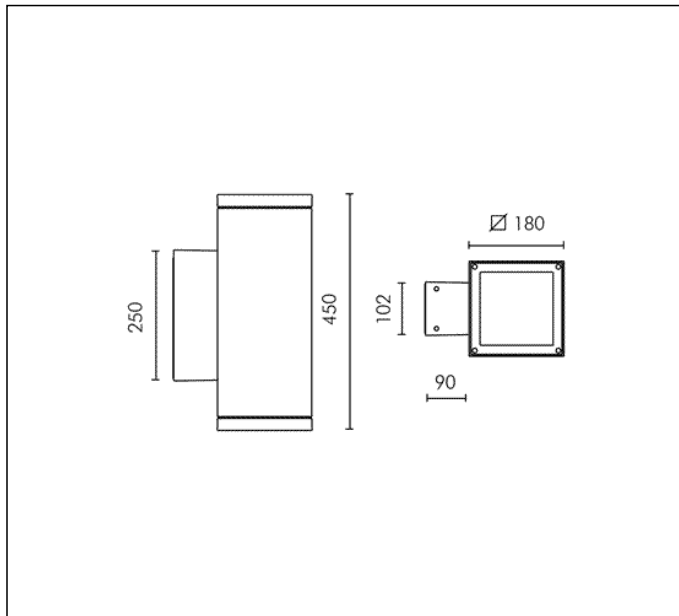

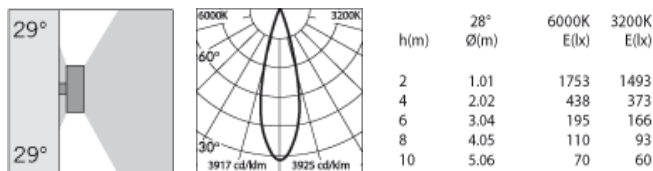


## TECHNICAL DATA SHEET ART. S.3862 - SLOT UP-DOWN

Available until 31/12/2017 but subject to stock levels



18 MODULES LED 6000K 230V 5172lm 48.6W CRI 75  
 Rated luminaire luminous flux: 3580lm  
 Rated input power: 54W  
 Luminaire efficacy: 66lm/W  
 Electronic ballast 220÷240V 0/50/60Hz



Fixture available with integral DALI driver on request with surcharge.

### PRODUCT TYPE

Wall mounted luminaire. IP rating IP 65

### MATERIAL CHARACTERISTICS

Aluminium die cast housing in EN AB-47100 (low copper content) and extruded EN AW-6060 with high resistance against corrosion. Stone wash surface treatment prior to painting process. A4 grade Stainless Steel screws with 2,5-3% molybdenum content which increases the resistance against corrosion. Silicone gaskets. Painting Process : 3 Step Process

1) Surface treatment with BONDERITE. A heavy metal free chemical surface treatment containing ceramic nano particles giving a cohesive, inorganic and highly dense protective coating. 2) PRE POLYMERIZATION a process of introducing an epoxy primer with excellent characteristics to the paint which also offers very high resistance to oxidation due to its Zinc content. 3) POLYMERIZATION a process with the application of polyester powder with high resistance against UV rays and harsh weather conditions. Resistance test protection for Marine applications for 1200h. Mechanical resistance IK 08

### LIGHTING PERFORMANCE

Reflector in 99.98% pure anodized aluminium (with TC and HIT lamp version). Clear toughened glass 8 mm thick. Lamp adjustable ±15° position. LOR --

### WIRING

Fast connector IP67 (Ø 6÷12 mm) supplied as standard for single cable connection . Isolation: CLASS I . Available colours: Aluminium grey (cod.14). Weight: 9.1 Kg Glow Wire test: 650°C

L.E.D circuit included.

This luminaire contains built-in LED modules with energy class: A, A+, A++. In case of damage or malfunction please contact the manufacturer to receive additional instructions on how to replace and relative spare parts to order. The LED modules cannot be handled in the luminaire by the end user (Regulation UE 874/2012).

LED circuit boards are engineered accordingly to actual Lumen Maintenance regulation (LM80) and Technical Memorandum (TM21) where uniformity and quality of light is 50.000 hours referred to L70 B20 Ta 25°C.

Lifecycle refers to LED circuit boards only, all others components of the luminaire are excluded.

### EMERGENCY VERSIONS

The fittings operates both on AC ( 50/60Hz ) and DC ( 0Hz ) voltage.

## TECHNICAL DATA SHEET ART. S.3862 - SLOT UP-DOWN ACCESSORIES



**S.3801**

**EXTENSIVE BEAM LENS**

To install only with wide beam angle optics.

## Further information

### FIXING BASE

