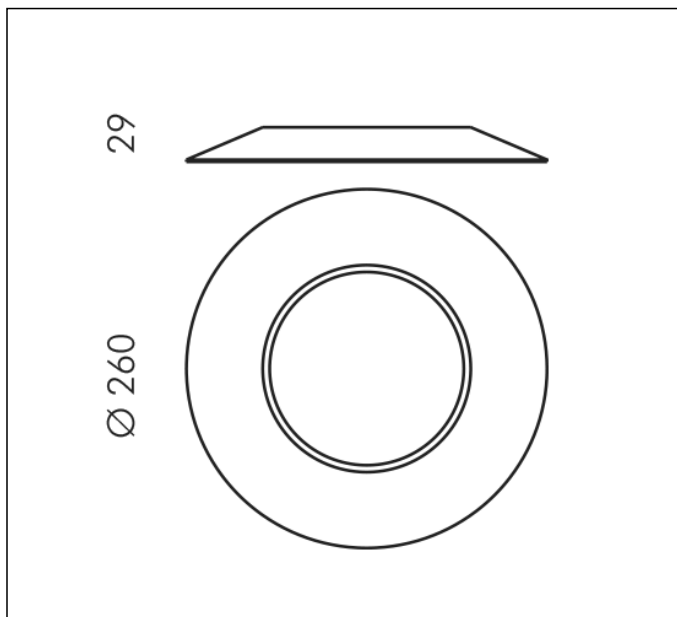

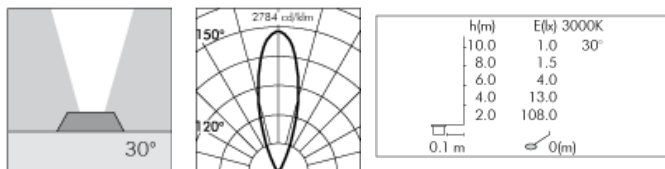


TECHNICAL DATA SHEET ART. S.1911W - OVER-ALL



9 MODULES LED 3000K 700mA 1755lm CRI 90
 Rated luminaire luminous flux: 1404lm
 Rated input power: 20W
 Luminaire efficacy: 70lm/W
 Without transformer



* Computer-simulated photometrics



PRODUCT TYPE

Surface mounted up-light fitting . IP rating IP 67

MATERIAL CHARACTERISTICS

Die cast EN AB-47100 aluminium (low copper content) housing with high corrosion resistance. Stone wash surface treatment prior to painting process. A4 grade Stainless Steel screws with 2,5-3% molybdenum content which increases the resistance against corrosion. Mechanical resistance IK 08 Maximum load capacity --

LIGHTING PERFORMANCE

Toughened glass 8mm thick (6mm Mini Over-all). Lamp fixed position. LOR --

LOW SURFACE TEMPERATURE

Surface temperature of glass -- (Ta 25°C)

INSTALLATION AND MAINTENANCE

Over-all is supplied with a polypropylene insulating fixing base and 2 special keys (necessary to remove the product). Allowing direct fixation to the solid ground.

WIRING

Supply 5m cable section type H07RN-F sealed with B component epoxy resin, wired internally protected by silicon sheaths. Isolation: CLASS III . Available colours: Aluminium grey (cod.14). Weight: Kg Glow Wire test: --

Lamp included.

OVER-ALL REGISTERED DESIGN

This luminaire contains built-in LED modules with energy class: A, A+, A++. In case of damage or malfunction please contact the manufacturer to receive additional instructions on how to replace and relative spare parts to order. The LED modules cannot be handled in the luminaire by the end user (Regulation UE 874/2012).

LED circuit boards are engineered accordingly to actual Lumen Maintenance regulation (LM80) and Technical Memorandum (TM21) where uniformity and quality of light is 50.000 hours referred to L70 B20 Ta 25°C.

Lifecycle refers to LED circuit boards only, all others components of the luminaire are excluded.

EMERGENCY VERSIONS

The fittings operates both on AC (50/60Hz) and DC (0Hz) voltage.

TECHNICAL DATA SHEET ART. S.1911W - OVER-ALL ACCESSORIES



S.3524 STAKE

In POLYPROPYLENE.

Colour: black (code 09)

Length = 270 mm

The 90 mm upper part must stay above ground level, according to the norm.

(not suitable for REEF bollard versions)



S.3423

REMOTE

MULTI-POWER

SUPPLY

230V/350mA-1050mA

Dimmable 1-10V, PUSH BOTTON

Maximum power consumption:

@350mA 15W, @500mA 21W, @550mA 23W, @650mA

27W, @700mA 29W, @750mA 31W, @850mA 35W,

@900mA 37W, @1050mA 39W

Dimensions 130mm x67mm x21mm

IP20

For easy installation we recommend the wiring of maximum 2 devices in series to each power supply.