

ARA WALL


Ilaria Marelli

Family of floor and wall lamps, with fluorescent, LED and halogen sources depending on the version.

It is composed by two elements in extruded aluminium: depending on versions, structure is painted in white, anthracite and champagne, while the rotating illuminated structure can be glossy anodized or painted matte white.

The LED or halogen uplight source is integrated in the upper part of the structure and it creates a widespread light, while a fluorescent or LED source is integrated in the main structure for a widespread and adjustable light.

The power supply is integrated for both versions while the dimmer is on the cable in the LED + LED version and integrated in the DTW version.



69 LED

LAMPING

Source	LED board
Total power	2x16W
Emission	double
Switching	dimnable, DALI/push, mono switch
Tension	230V
Color temperature	3000K
Luminous flux	3600lm (source luminous flux)
Typ CRI	85
Energy class	A+
IP class	40
Materials	aluminium + PMMA
Notes	orientable, anthracite RAL7016, champagne RAL9007
Net lamp weight	3,5 kg

Codes

ARA LWW 32
ARA LWL 32
ARA LXL 32
ARA LDL 32

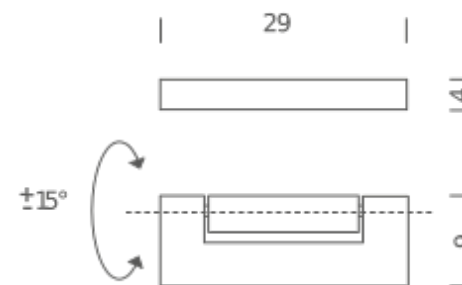
Structure/Diffuser

white/white
white/polished
anthracite/polished
champagne/polished

PACKAGE

Package 01 Dimension: 80x30x19 cm / Gross weight: 4,5 kg

Certificazioni



29 LED

LAMPING

Source	LED board
Total power	2x8W
Emission	double
Switching	mono switch
Tension	110/230V
Color temperature	3000K
Luminous flux	1300lm (source luminous flux)
Typ CRI	85
Energy class	A+
IP class	40
Materials	aluminium + PMMA
Notes	orientable diffuser, anthracite RAL7016, champagne RAL9007
Net lamp weight	1 kg

Codes

ARA LWW 35
ARA LWL 35
ARA LXL 35
ARA LDL 35

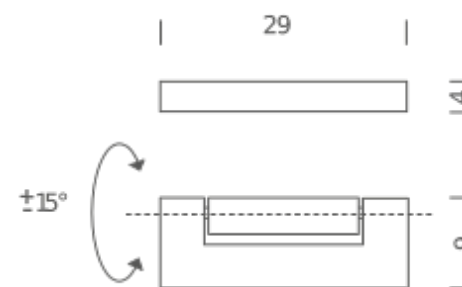
Structure/Diffuser

white/white
white/polished
anthracite/polished
champagne/polished

PACKAGE

Package 01 Dimension: 18x38x12 cm / Gross weight: 1,5 kg

Certificazioni



29 LED TRIAC | 2700K

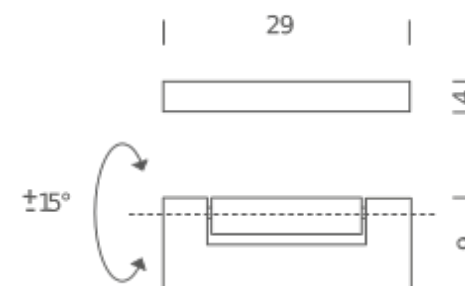
LAMPING

Source	LED board
Total power	11,5W
Emission	double
Switching	TRIAC
Tension	230V
Color temperature	2700K
Luminous flux	911lm
Typ CRI	85
IP class	40
Dimensions	29x9x4
Materials	Aluminium + PMMA
Notes	orientable, anthracite RAL 7016

Codes

ARA LWW 36	white/white
ARA LXX 36	anthracite/anthracite
ARA LWL 36	white/polished
ARA LXL 36	anthracite/polished

Certificazioni



29 LED TRIAC | 3000K

LAMPING

Source	LED board
Total power	11,5W
Emission	double
Switching	TRIAC
Tension	230V
Color temperature	3000K
Luminous flux	911lm
Typ CRI	85
IP class	40
Dimensions	29x9x4
Materials	Aluminium+PMMA
Notes	orientable, anthracite RAL 7016

Codes

ARA LWW 37	white/white
ARA LXX 37	anthracite/anthracite
ARA LWL 37	white/polished
ARA LXL 37	anthracite/polished

Certificazioni

