

## SOFT PLATE 6L + JUNCO 400 MM


<b>Mounting</b>	Junco 400 mm 3000K
<b>Lamps description</b>	Power LED DC 700 mA 2,1W 216 lm 3000K CRI 80
<b>Environment</b>	Indoor
<b>Notes</b>	Pre-wired product for serial connection to constant current. Recommended power supply: 60.8656.

### ELECTRICAL

<b>Transformer availability</b>	Separate item
<b>Transformer mounting</b>	Remote
<b>Emergency</b>	Without
<b>Insulation class</b>	Class III

### PHYSICAL

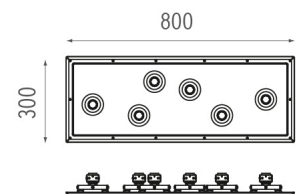
<b>Length (mm)</b>	800
<b>Width (mm)</b>	300
<b>Weight (kg)</b>	Soft Plate: 5,80 / Junco: 0,19



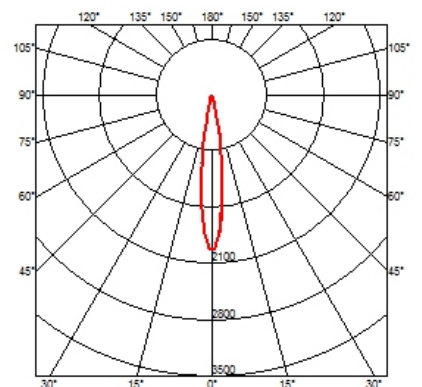
### Soft Plate 6L + Junco 400 mm designed by FLOS Soft Architecture

Semi-recessed LED luminaire for indoor applications. Seamless integration in the architectural environment by Soft Architecture technology. Power supply not included.

	SA.5202.5.120 Soft Plate	White
	08.8591.40A Junco 400 mm 3000K	White
	08.8591.06A Junco 400 mm 3000K	Chrome
	08.8591.AAA Junco 400 mm 3000K	Black



### CERTIFICATIONS



## Soft Plate 6L + Junco 400 mm . Accessories

### Power Supply



60.8656

**Not dimmable continuous current power supply of 32W**

Not dimmable continuous current power supply of 32W, 350/500/700mA - 100/240V - 50/60Hz.



60.8533

**Continuous current power supply of 25W**

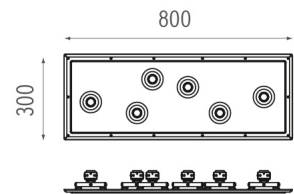
Continuous current power supply of 25W, 120-240V - 50/60Hz with power current selected through adjustable 350/ 500/700mA I-10V switch or push dimming.



**Soft Plate 6L + Junco 400 mm**  
designed by FLOS Soft Architecture

Semi-recessed LED luminaire for indoor applications. Seamless integration in the architectural environment by Soft Architecture technology. Power supply not included.

-  SA.5202.5.120 Soft Plate **White**
-  08.8591.40A Junco 400 mm 3000K **White**
-  08.8591.06A Junco 400 mm 3000K **Chrome**
-  08.8591.AAA Junco 400 mm 3000K **Black**



### CERTIFICATIONS

