

SOFT PLATE IL + JUNCO 250 MM

Mounting	Junco 250 mm 2700K
Lamps description	Power LED DC 700 mA 2,1W 182 lm 2700K CRI 90
Environment	Indoor
Notes	Pre-wired product to be connected to constant current. Recommended power supply: 60.8655.



ELECTRICAL





Transformer availability	Separate item
Transformer mounting	Remote
Emergency	Without
Insulation class	Class III

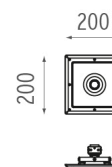
Soft Plate IL + Junco 250 mm designed by FLOS Soft Architecture

Semi-recessed LED luminaire for indoor applications. Seamless integration in the architectural environment by Soft Architecture technology. Power supply not included.

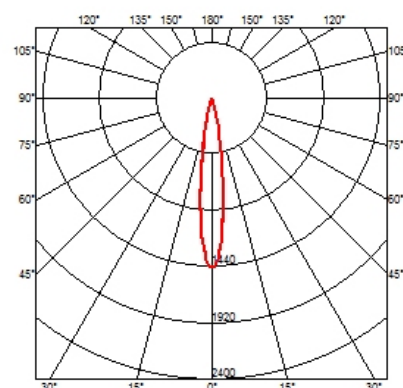
PHYSICAL

Length (mm)	200
Width (mm)	200
Weight (kg)	Soft Plate: 0,70 / Junco: 0,13

	SA.5200.5.120 Soft Plate	White
	08.8595.40A Junco 250 mm 2700K	White
	08.8595.06A Junco 250 mm 2700K	Chrome
	08.8595.AAA Junco 250 mm 2700K	Black



CERTIFICATIONS



Soft Plate IL + Junco 250 mm . Accessories

Power Supply



60.8655

Not dimmable continuous current power supply of 17W

Not dimmable continuous current power supply of 17W, 700mA - 100/240V - 50/60Hz.



60.8533

Continuous current power supply of 25W

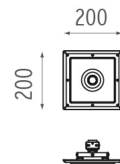
Continuous current power supply of 25W, 120-240V - 50/60Hz with power current selected through adjustable 350/ 500/700mA 1-10V switch or push dimming.



Soft Plate IL + Junco 250 mm
designed by FLOS Soft Architecture

Semi-recessed LED luminaire for indoor applications. Seamless integration in the architectural environment by Soft Architecture technology. Power supply not included.

-  SA.5200.5.120 Soft Plate **White**
-  08.8595.40A Junco 250 mm 2700K **White**
-  08.8595.06A Junco 250 mm 2700K **Chrome**
-  08.8595.AAA Junco 250 mm 2700K **Black**



CERTIFICATIONS

