

WALL SYSTEM UP & DOWN REMOTE POWER SUPPLY

Number of heads	1
Mounting	Wall surface
Lamps description	2 x Power LED 4W 150 lm 3000K CRI 82
Luminaire luminous flux	See reference number
Environment	Indoor



OPTICAL

Aiming	Fixed
Light distribution symmetry	Direct - Indirect
Beam angle	49°

Wall System Up & Down Remote Power Supply

designed by Antonio Citterio

Lighting device with dual emission bulb for installation flush with the wall with remote driver.


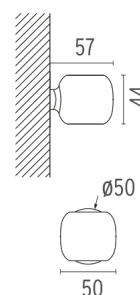
ELECTRICAL

Transformer availability	Separate item
Transformer mounting	Remote
Transformer type	Electronic
Emergency	Without
Insulation class	Class III

F9477057 - 164lm Chrome

PHYSICAL

Construction material	Aluminium
Weight (kg)	0,27



CERTIFICATIONS



Wall System Up & Down Remote Power Supply . Accessories

Power Supply



60.8079

Constant Current Power Supply for LED. 24V/8W

Electronic transformer with constant voltage (24V) for LED. 220/240V, 50/60Hz.

Maximum lenght of 1.5 mm2 secondary conductor (m): 5



Wall System Up & Down Remote Power Supply

designed by Antonio Citterio

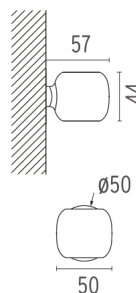
Lighting device with dual emission bulb for installation flush with the wall with remote driver.



F9477057 - 164lm

Chrome

Wall System Up & Down Remote Power Supply . Lamps



Power LED

Lamp category:

LED

Socket:

Special base

Lamp type:

Power LED

CERTIFICATIONS

