

## NEUTRON I FIXED ROUND FLOOR

Number of heads	I
Mounting	Floor recessed
Lamps description	Phosphor LED 8,2W 965 lm 3000K CRI 80
Luminaire luminous flux	See reference number
Voltage (V)	220/240
Environment	Indoor, Outdoor

### OPTICAL

Aiming	Fixed
Light distribution symmetry	Symmetric
Beam angle	39°

### ELECTRICAL

Transformer availability	Included
Transformer mounting	Remote
Transformer type	Electronic
Emergency	Without
Insulation class	Class II

### PHYSICAL

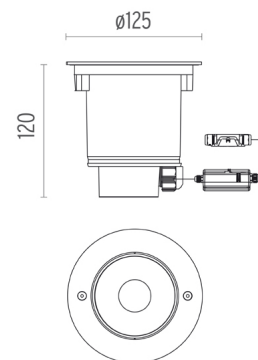
Diameter (mm)	125
Recessed depth (mm)	120
Construction material	Stainless steel
Weight (kg)	1,20



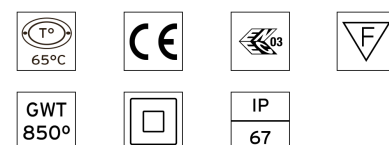
### Neutron I Fixed Round Floor designed by Piero Lissoni

LED up-light. Phosphor LED module integrated. Remote electronic driver 220/240V included. Watertight connection device included.

07.9500.04B - 576lm	Matt black
07.9500.72B - 576lm	Grey
07.9500.55B - 576lm	Stainless steel
07.9500.PNB - 576lm	Stainless steel black
07.9500.PBB - 576lm	Stainless steel bruno
07.9500.PGB - 576lm	Stainless steel gold



### CERTIFICATIONS



## Neutron I Fixed Round Floor . Accessories

### Electrical



● 08.8012.00

#### Junction box

IP67 waterproof junction box: to be used for electrical connections.



### Neutron I Fixed Round Floor designed by Piero Lissoni

LED up-light. Phosphor LED module integrated. Remote electronic driver 220/240V included. Watertight connection device included.

● 07.9500.04B - 576lm	Matt black
● 07.9500.72B - 576lm	Grey
● 07.9500.55B - 576lm	Stainless steel
● 07.9500.PNB - 576lm	Stainless steel black
● 07.9500.PBB - 576lm	Stainless steel bruno
● 07.9500.PGB - 576lm	Stainless steel gold

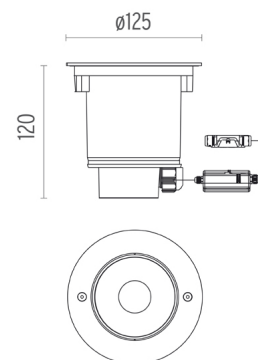
### Mounting



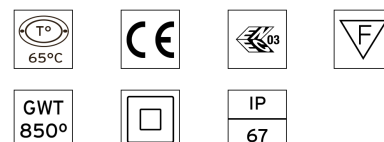
● 07.9260.00

#### Recessed supports

Housing for installation in paved grounds made of thermoplastic material.



### CERTIFICATIONS



## Neutron I Fixed Round Floor . Lamps



### Phosphor LED

**Lamp category:**  
LED

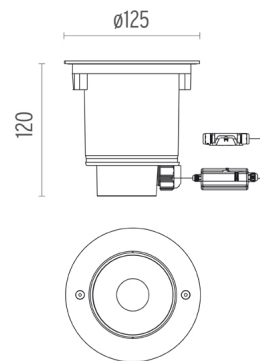
**Lamp type:**  
Phosphor LED



### Neutron I Fixed Round Floor designed by Piero Lissoni

LED up-light. Phosphor LED module integrated. Remote electronic driver 220/240V included. Watertight connection device included.

● 07.9500.04B - 576lm	Matt black
● 07.9500.72B - 576lm	Grey
● 07.9500.55B - 576lm	Stainless steel
● 07.9500.PNB - 576lm	Stainless steel black
● 07.9500.PBB - 576lm	Stainless steel bruno
● 07.9500.PGB - 576lm	Stainless steel gold



### CERTIFICATIONS

