

TUBULAR BELLS PRO I CEILING

Number of heads	1
Mounting	Ceiling surface
Lamps description	Phosphor LED 7,4W 720 lm 3000K CRI 98
Luminaire luminous flux	Extreme Cut-off. See reference number
Voltage (V)	220/240
Environment	Indoor

OPTICAL

Light controller description	Protection glass
Aiming	Fixed
Light distribution symmetry	Symmetric
Beam angle	19°, 20°

ELECTRICAL

Transformer availability	Included
Transformer mounting	Integral
Transformer type	Electronic
Emergency	Without
Insulation class	Class I

PHYSICAL

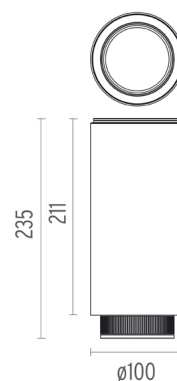
Construction material	Aluminium
Weight (kg)	0,85



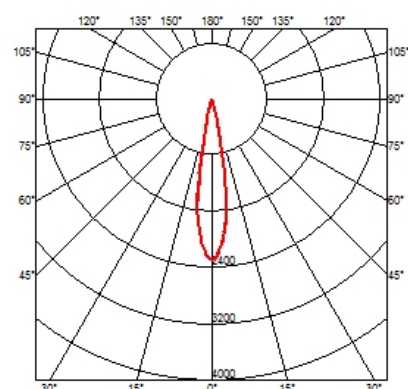
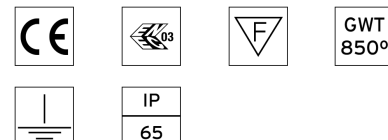
Tubular Bells Pro I Ceiling
designed by Piero Lissoni

Surface luminaire to be installed on ceiling for led. phosphor led module integrated. electronic transformer 220/240V integrated.

● 07.9455.1IB - 322lm	Matt white
● 07.9455.ASB - 322lm	Satin alu./Grey
● 07.9455.ANB - 322lm	Black



CERTIFICATIONS



Tubular Bells Pro I Ceiling . Lamps



Phosphor LED

Lamp category:
LED

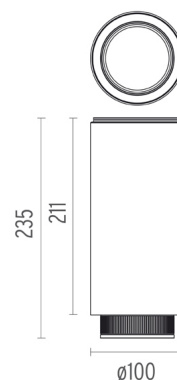
Lamp type:
Phosphor LED



Tubular Bells Pro I Ceiling
designed by Piero Lissoni

Surface luminaire to be installed on ceiling for led. phosphor led module integrated. electronic transformer 220/240V integrated.

- 07.9455.I.B - 322lm Matt white
- 07.9455.A.SB - 322lm Satin alu./Grey
- 07.9455.A.NB - 322lm Black



CERTIFICATIONS

