

## TUBULAR BELLS PRO I CEILING

<b>Number of heads</b>	1
<b>Mounting</b>	Ceiling surface
<b>Lamps description</b>	Phosphor LED 7,4W 720 lm 3000K CRI 98
<b>Luminaire luminous flux</b>	Extreme Cut-off. See reference number
<b>Voltage (V)</b>	220/240
<b>Environment</b>	Indoor

### OPTICAL

<b>Light controller description</b>	Protection glass
<b>Aiming</b>	Fixed
<b>Light distribution symmetry</b>	Symmetric
<b>Beam angle</b>	31°, 32°

### ELECTRICAL

<b>Transformer availability</b>	Included
<b>Transformer mounting</b>	Integral
<b>Transformer type</b>	Electronic
<b>Emergency</b>	Without
<b>Insulation class</b>	Class I

### PHYSICAL

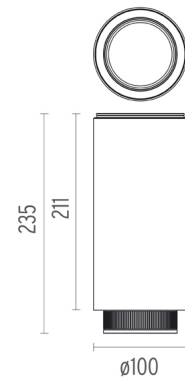
<b>Construction material</b>	Aluminium
<b>Weight (kg)</b>	0,85



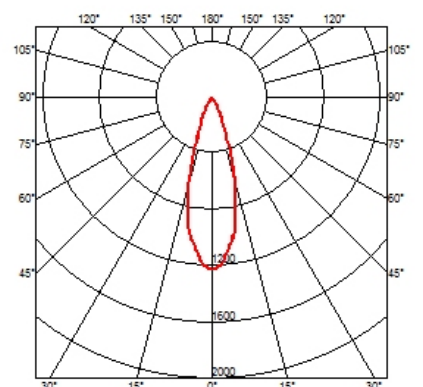
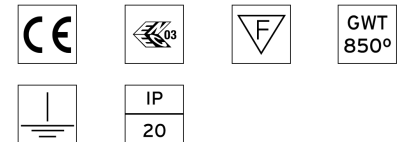
**Tubular Bells Pro I Ceiling**  
designed by Piero Lissoni

Surface luminaire to be installed on ceiling for led. phosphor led module integrated. electronic transformer 220/240V integrated.

● 07.9451.I.B - 394lm	Matt white
● 07.9451.A.SB - 394lm	Satin alu./Grey
● 07.9451.A.NB - 394lm	Black



### CERTIFICATIONS



## Tubular Bells Pro I Ceiling . Lamps



**Phosphor LED**

**Lamp category:**  
LED

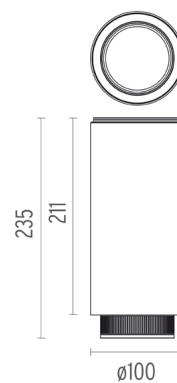
**Lamp type:**  
Phosphor LED



**Tubular Bells Pro I Ceiling**  
designed by Piero Lissoni

Surface luminaire to be installed on ceiling for led. phosphor led module integrated. electronic transformer 220/240V integrated.

- 07.9451.I.B - 394lm Matt white
- 07.9451.A.SB - 394lm Satin alu./Grey
- 07.9451.A.NB - 394lm Black



**CERTIFICATIONS**

