

TUBULAR BELLS PRO I CEILING

Number of heads	1
Mounting	Ceiling surface
Lamps description	Phosphor LED 7,4W 720 lm 3000K CRI 98
Luminaire luminous flux	Extreme Cut-off. See reference number
Voltage (V)	220/240
Environment	Indoor

OPTICAL

Light controller description	Protection glass
Aiming	Fixed
Light distribution symmetry	Symmetric
Beam angle	20°, 21°

ELECTRICAL

Transformer availability	Included
Transformer mounting	Integral
Transformer type	Electronic
Emergency	Without
Insulation class	Class I

PHYSICAL




Construction material	Aluminium
Weight (kg)	0,85

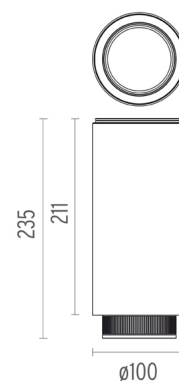


Tubular Bells Pro I Ceiling

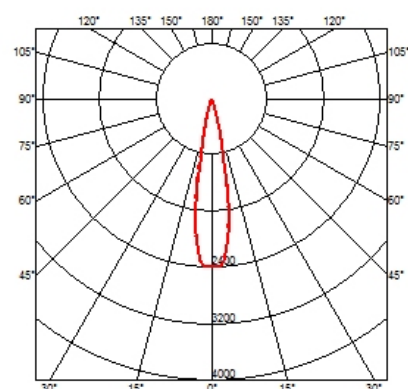
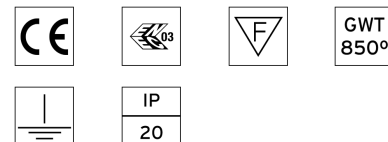
designed by Piero Lissoni

Surface luminaire to be installed on ceiling for led. phosphor led module integrated. electronic transformer 220/240V integrated.

	07.9450.11B - 412lm	Matt white
	07.9450.ASB - 412lm	Satin alu./Grey
	07.9450.ANB - 412lm	Black



CERTIFICATIONS



Tubular Bells Pro I Ceiling . Lamps



Phosphor LED

Lamp category:
LED

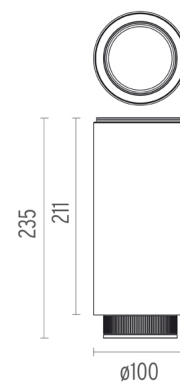
Lamp type:
Phosphor LED



Tubular Bells Pro I Ceiling
designed by Piero Lissoni

Surface luminaire to be installed on ceiling for led. phosphor led module integrated. electronic transformer 220/240V integrated.

- 07.9450.IIB - 412lm Matt white
- 07.9450.ASB - 412lm Satin alu./Grey
- 07.9450.ANB - 412lm Black



CERTIFICATIONS

