

# FLOS

## SUPER LINE DOWN

Number of heads	1
Mounting	Pendant
Lamps description	Top LED 38,6W 4794 lm 4000K CRI 90
Environment	Indoor

## OPTICAL

Aiming	Fixed
Light distribution symmetry	Symmetric
Beam angle	76°

## ELECTRICAL

Transformer availability	Included
Transformer mounting	Remote
Transformer type	Electronic, Electronic dimmable dali
Emergency	Without
Insulation class	Class III

## PHYSICAL

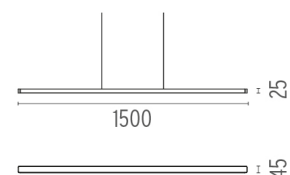
Length (mm)	1500
Construction material	Extruded aluminum
Weight (kg)	1,45



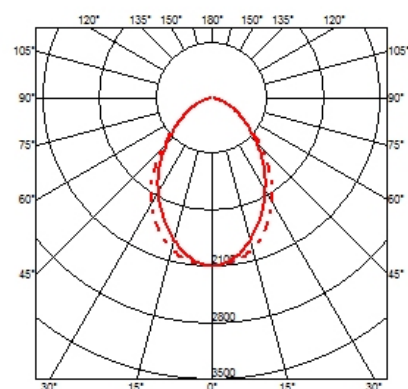
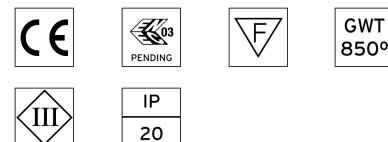
### Super Line Down designed by FLOS Architectural

LED luminaire for general lighting with a signature minimalist and compact design, to be installed on ceilings by means of suspension. Power source included in installation kits must be ordered separately.

● 03.9511.40 - 3814lm	White
● 03.9511.02 - 3814lm	Grey
● 03.9511.14 - 3814lm	Black

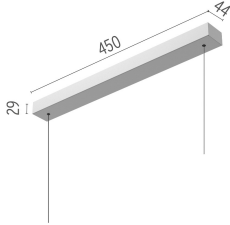


## CERTIFICATIONS



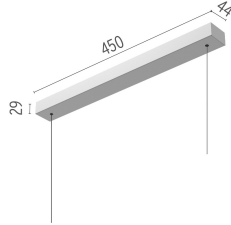
## Super Line Down . Accessories

### Electrical



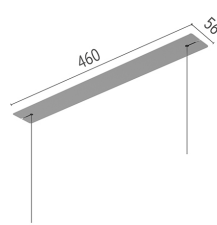
- 08.0520.40
- 08.0520.02
- 08.0520.14

**Surface Kit. 60W – 110/220V Power Supply Included Non Dimmable**



- 08.0521.40
- 08.0521.02
- 08.0521.14

**Surface Kit. 60W – 110/220V Power Supply Included Dali Version**



- 08.0522.40
- 08.0522.02
- 08.0522.14

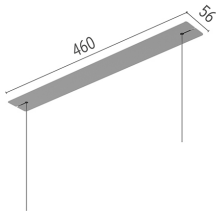
**Recessed Kit. 60W – 110/220V Power Supply Included Non Dimmable**



### Super Line Down designed by FLOS Architectural

LED luminaire for general lighting with a signature minimalist and compact design, to be installed on ceilings by means of suspension. Power source included in installation kits must be ordered separately.

- 03.9511.40 - 3814lm White
- 03.9511.02 - 3814lm Grey
- 03.9511.14 - 3814lm Black



- 08.0523.40
- 08.0523.02
- 08.0523.14

**Recessed Kit. 60W – 110/220V Power Supply Included Dali Version**



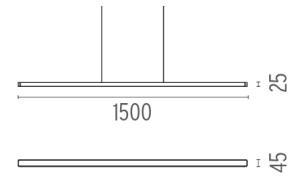
- 08.0524.40
- 08.0524.02
- 08.0524.14

**Remote Power Supply Kit. 60W – 110/220V Power Supply Included Non Dimmable**

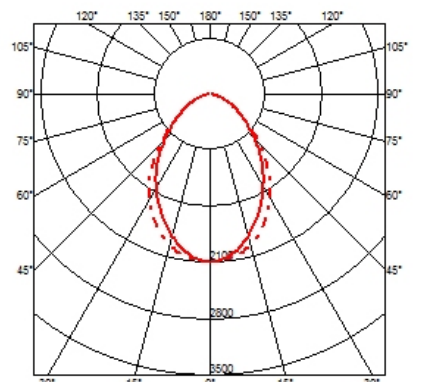
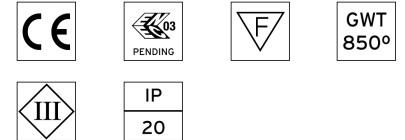


- 08.0525.40
- 08.0525.02
- 08.0525.14

**Remote Power Supply Kit. 60W – 110/220V Power Supply Included Dali Version**



### CERTIFICATIONS



## Super Line Down . Lamps



### Top LED

**Lamp category:**  
LED

**Socket:**  
Special base

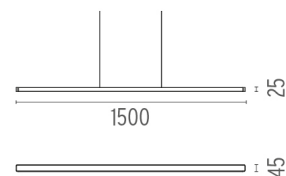
**Lamp type:**  
Top LED



### Super Line Down designed by FLOS Architectural

<div>LED luminaire for general lighting with a signature minimalist and compact design, to be installed on ceilings by means of suspension. Power source included in installation kits must be ordered separately.</div>

- 03.9511.40 - 3814lm White
- 03.9511.02 - 3814lm Grey
- 03.9511.14 - 3814lm Black



### CERTIFICATIONS

