

FLOS

SUPER LINE UP&DOWN DIRECT

Number of heads	1
Mounting	Pendant up & down
Lamps description	Top LED 58W 4000K CRI 90 2376 lm Up - 4794 lm Down
Environment	Indoor

OPTICAL

Aiming	Fixed
Light distribution symmetry	Direct - Indirect
Beam angle	Up 100° / Down 76°

ELECTRICAL

Transformer availability	Included
Transformer mounting	Remote
Transformer type	Electronic, Electronic dimmable dali
Emergency	Without
Insulation class	Class III

PHYSICAL

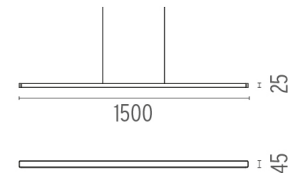
Length (mm)	1500
Construction material	Extruded aluminum
Weight (kg)	1,45



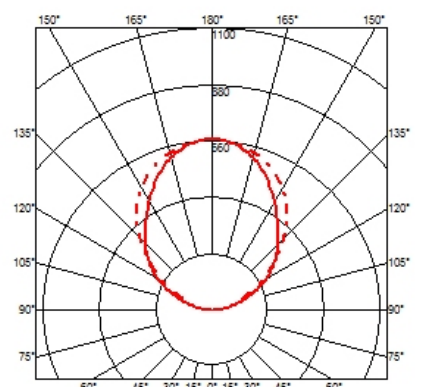
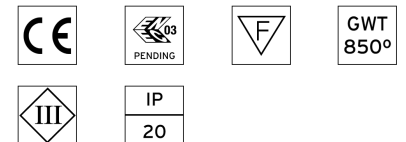
Super Line Up&Down Direct designed by FLOS Architectural

LED luminaire for direct and indirect lighting with a signature minimalist and compact design, to be installed on ceilings by means of suspension. Power source included in installation kits must be ordered separately.

- 03.9501.40 - 1658lm/3814lm White
- 03.9501.02 - 1658lm/3814lm Grey
- 03.9501.14 - 1658lm/3814lm Black

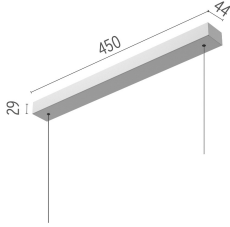


CERTIFICATIONS



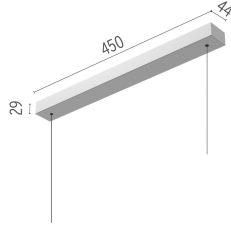
Super Line Up&Down Direct . Accessories

Electrical



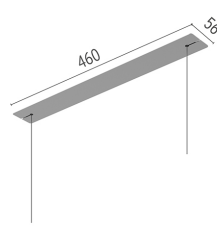
- 08.0520.40
- 08.0520.02
- 08.0520.14

Surface Kit. 60W – 110/220V Power Supply Included Non Dimmable



- 08.0521.40
- 08.0521.02
- 08.0521.14

Surface Kit. 60W – 110/220V Power Supply Included Dali Version



- 08.0522.40
- 08.0522.02
- 08.0522.14

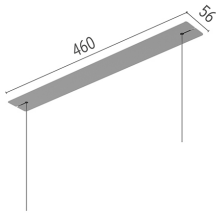
Recessed Kit. 60W – 110/220V Power Supply Included Non Dimmable



Super Line Up&Down Direct
designed by FLOS Architectural

LED luminaire for direct and indirect lighting with a signature minimalist and compact design, to be installed on ceilings by means of suspension. Power source included in installation kits must be ordered separately.

- 03.9501.40 - 1658lm/3814lm White
- 03.9501.02 - 1658lm/3814lm Grey
- 03.9501.14 - 1658lm/3814lm Black



- 08.0523.40
- 08.0523.02
- 08.0523.14

Recessed Kit. 60W – 110/220V Power Supply Included Dali Version



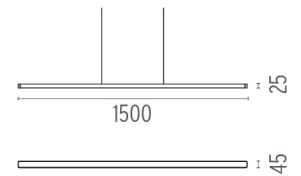
- 08.0524.40
- 08.0524.02
- 08.0524.14

Remote Power Supply Kit. 60W – 110/220V Power Supply Included Non Dimmable

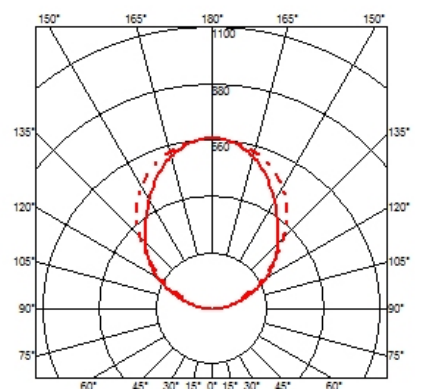
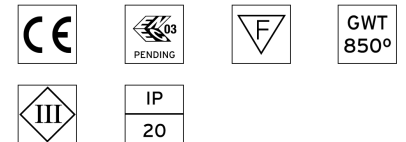


- 08.0525.40
- 08.0525.02
- 08.0525.14

Remote Power Supply Kit. 60W – 110/220V Power Supply Included Dali Version



CERTIFICATIONS



Super Line Up&Down Direct . Lamps



Top LED

Lamp category:
LED

Socket:
Special base

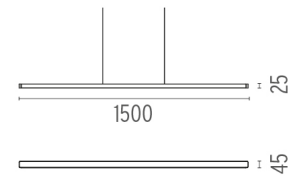
Lamp type:
Top LED



Super Line Up&Down Direct designed by FLOS Architectural

LED luminaire for direct and indirect lighting with a signature minimalist and compact design, to be installed on ceilings by means of suspension. Power source included in installation kits must be ordered separately.

- 03.9501.40 - 1658lm/3814lm White
- 03.9501.02 - 1658lm/3814lm Grey
- 03.9501.14 - 1658lm/3814lm Black



CERTIFICATIONS

