

LIGHT SHADOW ADJUSTABLE TRIM DALI VERSION 2 SPOTS OPTIC FLOOD

Mounting	Ceiling recessed
Lamps description	Power LED 5,4W 560 lm 3000K CRI 90
Luminaire luminous flux	Extreme Cut-off. See reference number
Environment	Indoor
Notes	Pre-installation frame not required.

OPTICAL

Aiming	Adjustable
Light distribution symmetry	Symmetric
Beam angle	33° Flood

ELECTRICAL

Transformer availability	Included
Transformer mounting	Remote
Transformer type	Electronic dimmable dali
Emergency	Without
Insulation class	Class II

PHYSICAL

Recessed depth (mm)	75
Weight (kg)	0,25

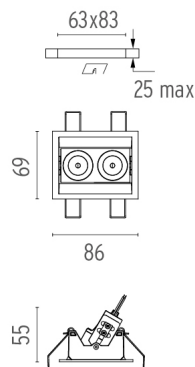



Light Shadow Adjustable Trim Dali Version 2 Spots Optic Flood

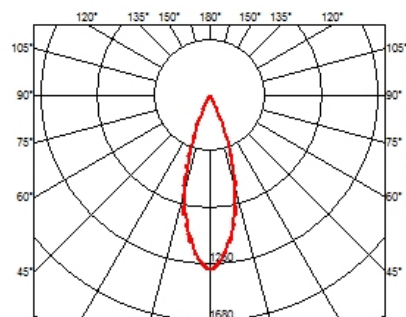
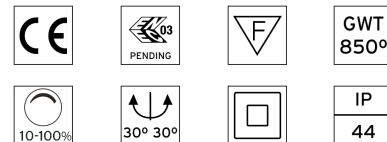
designed by FLOS Architectural

Recessed integrated luminaire with 2 LED lighting spots. Remote power supply included.

- 03.9315.40.DA - 420lm White / White
- 03.9315.14.DA - 420lm Black / White
- ◐ 03.9317.40.DA - 430lm White / Chrome
- ◑ 03.9317.14.DA - 430lm Black / Chrome
- ◒ 03.9318.40.DA - 417lm White / Matt Gold
- ◓ 03.9318.14.DA - 417lm Black / Matt Gold
- ◔ 03.9316.40.DA - 408lm White / Black
- ◕ 03.9316.14.DA - 408lm Black / Black



CERTIFICATIONS



Light Shadow Adjustable Trim Dali Version 2 Spots Optic Flood . Lamps



Power LED

Lamp category:
LED

Socket:
Special base







Lamp type:
Power LED

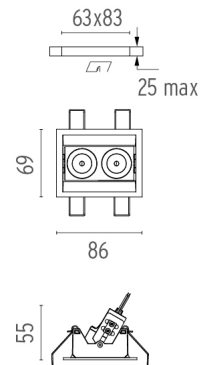


Light Shadow Adjustable Trim Dali Version 2 Spots Optic Flood

designed by FLOS Architectural

Recessed integrated luminaire with 2
LED lighting spots. Remote power
supply included.

-  03.9315.40.DA - 420lm White / White
-  03.9315.14.DA - 420lm Black / White
-  03.9317.40.DA - 430lm White / Chrome
-  03.9317.14.DA - 430lm Black / Chrome
-  03.9318.40.DA - 417lm White / Matt Gold
-  03.9318.14.DA - 417lm Black / Matt Gold
-  03.9316.40.DA - 408lm White / Black
-  03.9316.14.DA - 408lm Black / Black



CERTIFICATIONS

