

LIGHT SHADOW FIXED TRIM 2 SPOTS OPTIC FLOOD

Mounting	Ceiling recessed
Lamps description	Power LED 5,4W 560 lm 3000K CRI 90
Luminaire luminous flux	Extreme Cut-off. See reference number
Environment	Indoor
Notes	Pre-installation frame not required.

OPTICAL

Aiming	Fixed
Light distribution symmetry	Symmetric
Beam angle	33° Flood

ELECTRICAL

Transformer availability	Included
Transformer mounting	Remote
Transformer type	Electronic
Emergency	Without
Insulation class	Class II

PHYSICAL

Length (mm)	77
Recessed depth (mm)	75
Weight (kg)	0,25

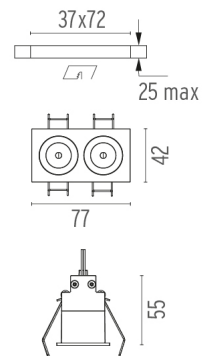



Light Shadow Fixed Trim 2 Spots Optic Flood

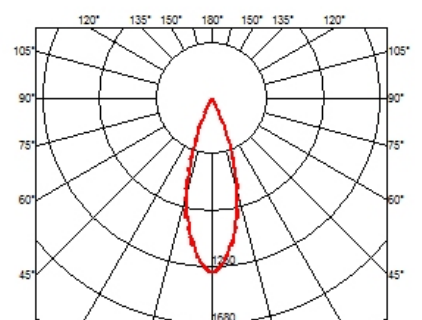
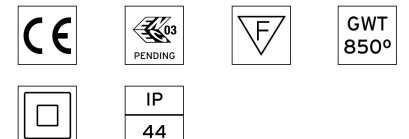
designed by FLOS Architectural

Recessed integrated luminaire with 2 LED lighting spots. Remote power supply included.

	03.9115.40 - 420lm	White / White
	03.9115.14 - 420lm	Black / White
	03.9117.40 - 430lm	White / Chrome
	03.9117.14 - 430lm	Black / Chrome
	03.9118.40 - 417lm	White / Matt Gold
	03.9118.14 - 417lm	Black / Matt Gold
	03.9116.40 - 408lm	White / Black
	03.9116.14 - 408lm	Black / Black



CERTIFICATIONS



Light Shadow Fixed Trim 2 Spots Optic Flood . Lamps




Power LED

Lamp category:
LED

Socket:
Special base

Lamp type:
Power LED

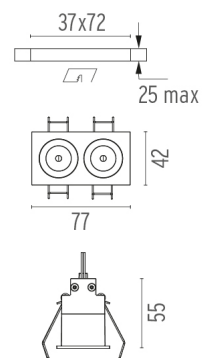


Light Shadow Fixed Trim 2 Spots Optic Flood

designed by FLOS Architectural

Recessed integrated luminaire with 2 LED lighting spots. Remote power supply included.

	03.9115.40 - 420lm	White / White
	03.9115.14 - 420lm	Black / White
	03.9117.40 - 430lm	White / Chrome
	03.9117.14 - 430lm	Black / Chrome
	03.9118.40 - 417lm	White / Matt Gold
	03.9118.14 - 417lm	Black / Matt Gold
	03.9116.40 - 408lm	White / Black
	03.9116.14 - 408lm	Black / Black



CERTIFICATIONS

