

SUSPENSION GLASS STRUCTURE WHITE ROD 100 MM

Number of heads	1
Mounting	Track mounting
Lamps description	LED Array 14W 189 lm 2700K CRI 90
Luminaire luminous flux	Extreme Cut-off. See reference number
Voltage (V)	48
Environment	Indoor



OPTICAL

Aiming	Fixed
Light distribution symmetry	Symmetric

ELECTRICAL

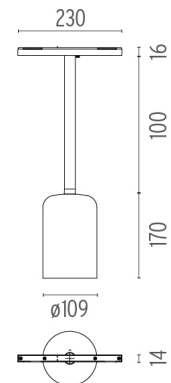
Transformer availability	Separate item
Transformer mounting	Remote
Transformer type	Electronic dimmable
Emergency	Without
Insulation class	Class III

Suspension Glass Structure White Rod 100 mm

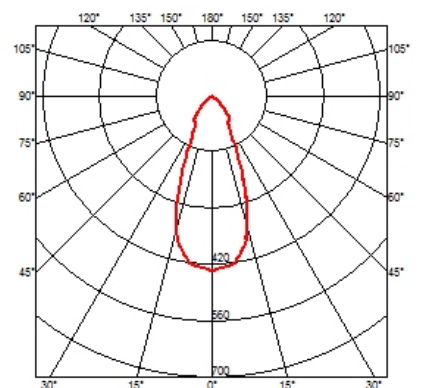
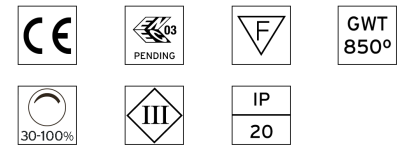
designed by Vincent Van Duysen

<div>Suspended luminaire with rigid rod and blown glass in several finishes to be installed in the Infra-Structure system.</div>

● 03.6495.00 - 706lm	Transparent Glass
● 03.6495.FU - 482lm	Smoked Glass
● 03.6495.RC - 292lm	Red Glass



CERTIFICATIONS



Suspension Glass Structure White Rod 100 mm . Lamps



LED Array

Lamp category:

LED

Socket:

Special base

Lamp type:

LED Array

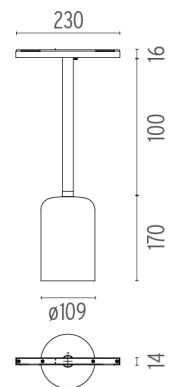


Suspension Glass Structure White Rod 100 mm

designed by Vincent Van Duysen

Suspended luminaire with rigid rod and blown glass in several finishes to be installed in the Infra-Structure system.

- 03.6495.00 - 706lm Transparent Glass
- 03.6495.FU - 482lm Smoked Glass
- 03.6495.RC - 292lm Red Glass



CERTIFICATIONS

