

FLOS

EASY KAP Ø105 WALL-WASHER

Number of heads	1
Mounting	Ceiling recessed
Lamps description	LED Array DC 500 mA 9,2W 810 lm 3000K CRI 90
Luminaire luminous flux	Extreme Cut-off. See reference number
Environment	Indoor

OPTICAL

Aiming	Fixed
Light distribution symmetry	Asymmetric
Beam angle	50°

ELECTRICAL

Transformer availability	Separate item
Transformer mounting	Remote
Transformer type	Electronic, Electronic dimmable, Electronic dimmable I-10V, Electronic dimmable dali
Emergency	Without
Insulation class	Class II






PHYSICAL


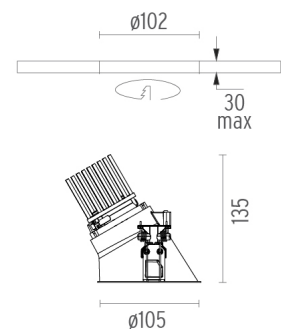
Cutout diameter (mm)	102
Diameter (mm)	105
Recessed depth (mm)	135
Construction material	Die-cast aluminum
Weight (kg)	0,50



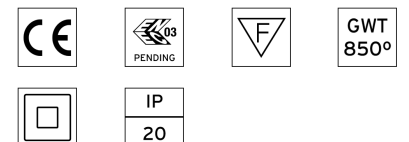
Easy Kap Ø105 Wall-Washer
designed by FLOS Architectural

Recessed luminaire with LED light source. Power supply not included. Installation frame not necessary.

	03.4463.GLC - 450lm	Gold
	03.4463.B1C - 383lm	White
	03.4463.BUC - 375lm	Blue
	03.4463.74C - 371lm	Black
	03.4463.CUC - 433lm	Copper



CERTIFICATIONS



Easy Kap Ø105 Wall-Washer . Accessories

Power Supply



60.8650

Constant Current Power Supply for LED. 20W / 500 mA

Non dimmable continuous current power supply 220/240V - 50/60Hz. (110V = 12W)

Maximum length of 1.5 mm² secondary conductor (m): 50

Maximum length of 2.5 mm² secondary conductor (m): 50



60.8534

Constant Current Power Supply for LED. 32W

Continuous current power supply of 32W, 230/240V - 50/60Hz with power current selected through adjustable 350/500/700 mA switch by trailing and leading edge dimming or push dimming.

Maximum length of 1.5 mm² secondary conductor (m): 10

Maximum length of 2.5 mm² secondary conductor (m): 15



60.8533

Constant Current Power Supply for LED. 25W

Continuous current power supply of 25W, 120-240V - 50/60Hz with power current selected through adjustable 350/500/700mA 1-10V switch or push dimming.

Maximum length of 1.5 mm² secondary conductor (m): 10

Maximum length of 2.5 mm² secondary conductor (m): 15



60.8530

Constant Current Power Supply for LED. 25-50W

Continuous current power supply of 25-50W, 220/240V - 50/60Hz with power current selected through adjustable 350/500/550/650/700/750/850/900/1050mA Dali switch, 1-10V switch or push dimming.

Maximum length of 1.5 mm² secondary conductor (m): 10

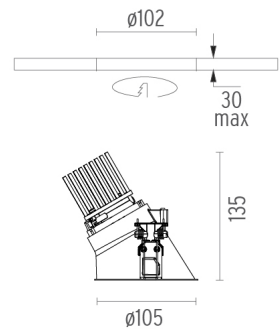
Maximum length of 2.5 mm² secondary conductor (m): 15



Easy Kap Ø105 Wall-Washer designed by FLOS Architectural

Recessed luminaire with LED light source. Power supply not included. Installation frame not necessary.

03.4463.GLC - 450lm	Gold
03.4463.BIC - 383lm	White
03.4463.BUC - 375lm	Blue
03.4463.74C - 371lm	Black
03.4463.CUC - 433lm	Copper



CERTIFICATIONS



Easy Kap Ø105 Wall-Washer . Lamps



LED Array

Lamp category:

LED

Socket:

Special base

Lamp type:

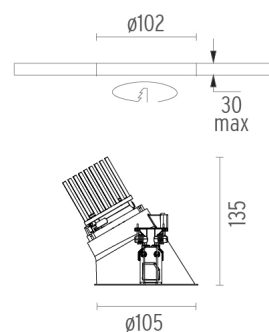
LED Array



Easy Kap Ø105 Wall-Washer
designed by FLOS Architectural

Recessed luminaire with LED light source. Power supply not included. Installation frame not necessary.

- 03.4463.GLC - 450lm Gold
- 03.4463.BIC - 383lm White
- 03.4463.BUC - 375lm Blue
- 03.4463.74C - 371lm Black
- 03.4463.CUC - 433lm Copper



CERTIFICATIONS

