

EASY KAP Ø80 WALL-WASHER

Number of heads	1
Mounting	Ceiling recessed
Lamps description	LED Array DC 500 mA 9,2W 698 lm 2700K CRI 90
Luminaire luminous flux	Extreme Cut-off. See reference number
Environment	Indoor
Notes	Diffusing lens included

OPTICAL

Aiming	Fixed
Light distribution symmetry	Asymmetric
Beam angle	28°

ELECTRICAL

Transformer availability	Separate item
Transformer mounting	Remote
Transformer type	Electronic, Electronic dimmable, Electronic dimmable I-10V, Electronic dimmable dali
Emergency	Without
Insulation class	Class III

PHYSICAL

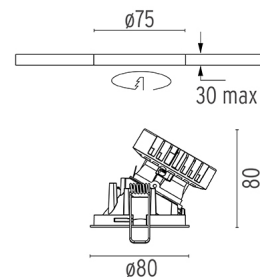
Cutout diameter (mm)	75
Diameter (mm)	80
Recessed depth (mm)	81
Construction material	Die-cast aluminum
Weight (kg)	0,24



Easy Kap Ø80 Wall-Washer
designed by FLOS Architectural

Recessed luminaire with LED light source. Power supply not included. Installation frame not necessary.

03.4197.GL - 530lm	Gold
03.4197.BI - 559lm	White
03.4197.BU - 593lm	Blue
03.4197.74 - 510lm	Black
03.4197.CU - 557lm	Copper



CERTIFICATIONS



Easy Kap Ø80 Wall-Washer . Accessories

Power Supply



60.8534

Constant Current Power Supply for LED. 32W

Continuous current power supply of 32W, 230/240V - 50/60Hz with power current selected through adjustable 350/500/700 mA switch by trailing and leading edge dimming or push dimming.

Maximum length of 1.5 mm² secondary conductor (m): 10

Maximum length of 2.5 mm² secondary conductor (m): 15



60.8533

Constant Current Power Supply for LED. 25W

Continuous current power supply of 25W, 120-240V - 50/60Hz with power current selected through adjustable 350/500/700mA 1-10V switch or push dimming.

Maximum length of 1.5 mm² secondary conductor (m): 10

Maximum length of 2.5 mm² secondary conductor (m): 15



60.8847

Constant Current Power Supply for LED. 10-20W

Continuous current power supply of 10-20W, 110/240V - 50/60Hz with power current selected through adjustable 250/350/400/450/500/ 550/600/700 mA Dali switch. (Johnny 120 with accessories max 450 mA)

Maximum length of 1.5 mm² secondary conductor (m): 10

Maximum length of 2.5 mm² secondary conductor (m): 15



60.8880

Constant Current Power Supply for LED. 6W-100/14W-240V

Continuous current power supply of 6W, 100V / 14W, 240V - 50/60Hz with 500 mA supply voltage.

Maximum length of 1.5 mm² secondary conductor (m): 50

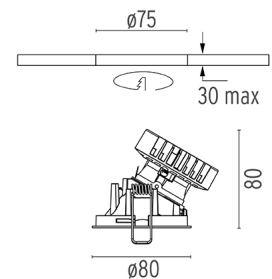
Maximum length of 2.5 mm² secondary conductor (m): 50



Easy Kap Ø80 Wall-Washer designed by FLOS Architectural

Recessed luminaire with LED light source. Power supply not included. Installation frame not necessary.

03.4197.GL - 530lm	Gold
03.4197.B1 - 559lm	White
03.4197.BU - 593lm	Blue
03.4197.74 - 510lm	Black
03.4197.CU - 557lm	Copper



CERTIFICATIONS



Easy Kap Ø80 Wall-Washer . Lamps



LED Array

Lamp category:

LED

Socket:

Special base






Lamp type:

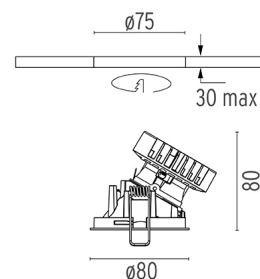
LED Array



Easy Kap Ø80 Wall-Washer designed by FLOS Architectural

Recessed luminaire with LED light source. Power supply not included. Installation frame not necessary.

	03.4197.GL - 530lm	Gold
	03.4197.B1 - 559lm	White
	03.4197.BU - 593lm	Blue
	03.4197.74 - 510lm	Black
	03.4197.CU - 557lm	Copper



CERTIFICATIONS

