


## JOHNNY 120 SQUARE IL HIGH PERFORMANCE- RECESSED UNIVERSAL FRAME

<b>Number of heads</b>	1
<b>Mounting</b>	Ceiling recessed
<b>Lamps description</b>	LED Array DC 500 mA 18W 1870 lm 3000K CRI 90
<b>Luminaire luminous flux</b>	Extreme Cut-off. See reference number
<b>Environment</b>	Indoor
<b>Notes</b>	Unique reference for Trim or No Trim recessed installation. Includes optional white and black frames to complete Trim finishing.



**Johnny 120 Square IL High Performance- Recessed Universal Frame**  
designed by FLOS Architectural

### OPTICAL

<b>Aiming</b>	Adjustable
<b>Light distribution symmetry</b>	Symmetric
<b>Beam angle</b>	40° Flood

Recessed luminaire with LED light source. Power supply not included. One driver is needed per each light source.

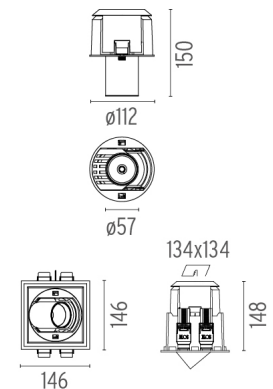

### ELECTRICAL

<b>Transformer availability</b>	Separate item
<b>Transformer mounting</b>	Remote
<b>Transformer type</b>	Electronic, Electronic dimmable, Electronic dimmable I-10V, Electronic dimmable dali Without
<b>Emergency</b>	
<b>Insulation class</b>	Class III

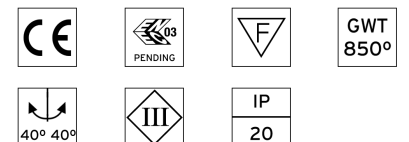
● 03.0804.14 - Light Source - 1690lm Black	
● 08.0500.00 - Box Black	Black
● 03.0804.40 - Light Source - 1690lm White	
● 08.0550.00 - Box White	White

### PHYSICAL

<b>Construction material</b>	Aluminium
------------------------------	-----------



### CERTIFICATIONS



## Johnny 120 Square 1L High Performance– Recessed Universal Frame . Accessories

### Optical



● 08.8429.00

**Screening Crosspiece**



○ 08.8431.00

**Elliptical Lens**



○ 08.8432.00

**Flood Lens**




● 08.8428.00

**Honeycomb**



● 08.0526.00

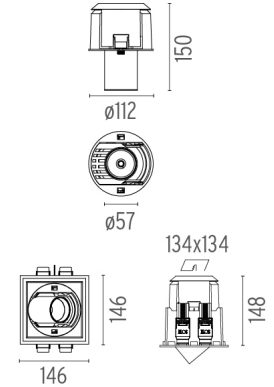
**Snoot Shielding Cone**



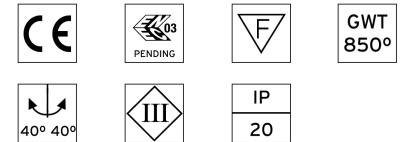
**Johnny 120 Square 1L High Performance– Recessed Universal Frame**  
designed by FLOS Architectural

Recessed luminaire with LED light source. Power supply not included. One driver is needed per each light source.

- 03.0804.14 - Light Source - 1690lm Black
- 08.0500.00 - Box Black
- 03.0804.40 - Light Source - 1690lm White
- 08.0550.00 - Box White



### CERTIFICATIONS



## Johnny 120 Square 1L High Performance– Recessed Universal Frame . Accessories

### Power Supply



60.8536

#### Constant Current Power Supply for LED. 13-20W

Continuous current power supply of 13-20W, 110/240V - 50/60Hz with power current selected through adjustable 250/350/400/450/500/550/600/700mA 1-10V switch or push dimming. (Johnny 120 with accessories max 450 mA)

Maximum length of 1.5 mm<sup>2</sup> secondary conductor (m): 10

Maximum length of 2.5 mm<sup>2</sup> secondary conductor (m): 15



60.8847

#### Constant Current Power Supply for LED. 10-20W

Continuous current power supply of 10-20W, 110/240V - 50/60Hz with power current selected through adjustable 250/350/400/450/500/ 550/600/700 mA Dali switch. (Johnny 120 with accessories max 450 mA)

Maximum length of 1.5 mm<sup>2</sup> secondary conductor (m): 10

Maximum length of 2.5 mm<sup>2</sup> secondary conductor (m): 15




60.9073

#### Continuous current power supply of 13-42W (Johnny 120 with accessories max 450 mA)

Continuous current power supply of 13-42W, 220/240V - 50/60Hz with power current selected through adjustable 300/350/400/450/500/550/600/650/700/750/800/850/900/950/1000/1050 mA.

Maximum length of 1.5 mm<sup>2</sup> secondary conductor (m): 10

Maximum length of 2.5 mm<sup>2</sup> secondary conductor (m): 15



Johnny 120 Square 1L High Performance– Recessed Universal Frame  
designed by FLOS Architectural

Recessed luminaire with LED light source. Power supply not included. One driver is needed per each light source.

- 03.0804.14 - Light Source - 1690lm Black
- 08.0500.00 - Box Black
- 03.0804.40 - Light Source - 1690lm White
- 08.0550.00 - Box White



60.9268

#### Constant Current Power Supply for LED. 18W (Johnny 120 with accessories max 450 mA)

Continuous current power supply of 18W, 220/240V - 50/60Hz with 450 mA supply voltage push dimming.

Maximum length of 1.5 mm<sup>2</sup> secondary conductor (m): 15

Maximum length of 2.5 mm<sup>2</sup> secondary conductor (m): 15



60.8650

#### Constant Current Power Supply for LED. 20W / 500 mA (Johnny 120 without accessories)

Non dimmable continuous current power supply 220/240V - 50/60Hz. (110V = 12V)

Maximum length of 1.5 mm<sup>2</sup> secondary conductor (m): 50

Maximum length of 2.5 mm<sup>2</sup> secondary conductor (m): 50



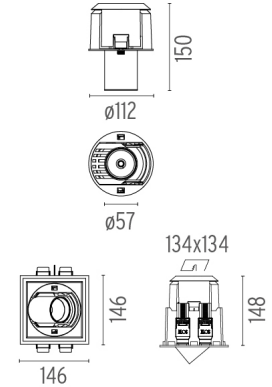
60.8534

#### Constant Current Power Supply for LED. 32W (Johnny 120 without accessories)

Continuous current power supply of 32W, 230/240V - 50/60Hz with power current selected through adjustable 350/500/700 mA switch by trailing and leading edge dimming or push dimming.

Maximum length of 1.5 mm<sup>2</sup> secondary conductor (m): 10

Maximum length of 2.5 mm<sup>2</sup> secondary conductor (m): 15



### CERTIFICATIONS



## Johnny 120 Square 1L High Performance– Recessed Universal Frame . Lamps



**LED Array**

**Lamp category:**

LED

**Socket:**

Special base

**Lamp type:**

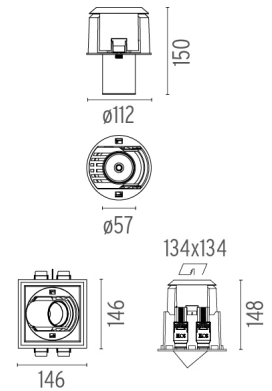
LED Array



**Johnny 120 Square 1L High Performance– Recessed Universal Frame**  
designed by FLOS Architectural

Recessed luminaire with LED light source. Power supply not included. One driver is needed per each light source.

- 03.0804.14 - Light Source - 1690lm Black
- 08.0500.00 - Box Black
- 03.0804.40 - Light Source - 1690lm White
- 08.0550.00 - Box White



**CERTIFICATIONS**

