

JOHNNY 120 ROUND IL HIGH PERFORMANCE – RECESSED UNIVERSAL FRAME

Number of heads	1
Mounting	Ceiling recessed
Lamps description	LED Array DC 500 mA 18W 1770 lm 2700K CRI 90
Luminaire luminous flux	Extreme Cut-off. See reference number
Environment	Indoor
Notes	Unique reference for Trim or No Trim recessed installation. Includes optional white and black frames to complete Trim finishing.

OPTICAL

Aiming	Adjustable
Light distribution symmetry	Symmetric
Beam angle	28° Medium

ELECTRICAL

Transformer availability	Separate item
Transformer mounting	Remote
Transformer type	Electronic, Electronic dimmable, Electronic dimmable 1-10V, Electronic dimmable dali
Emergency	Without
Insulation class	Class III

PHYSICAL

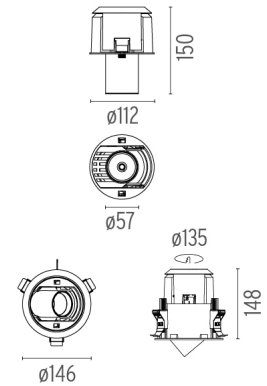
Construction material	Aluminium
------------------------------	-----------



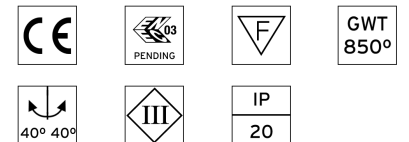
Johnny 120 Round IL High Performance – Recessed Universal Frame
designed by FLOS Architectural

Recessed luminaire with LED light source. Power supply not included. One driver is needed per each light source.

- 03.0803.14 - Light Source - 1588lm Black
- 08.0505.00 - Box Black
- 03.0803.40 - Light Source - 1588lm White
- 08.0555.00 - Box White



CERTIFICATIONS



Johnny 120 Round IL High Performance – Recessed Universal Frame . Accessories

Optical



● 08.8429.00

Screening Crosspiece



○ 08.8431.00

Elliptical Lens



○ 08.8432.00

Flood Lens



● 08.8428.00

Honeycomb



● 08.0526.00

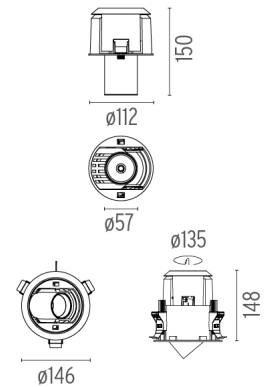
Snoot Shielding Cone



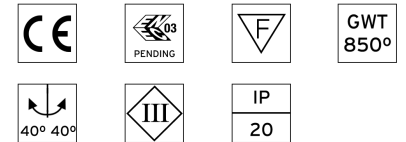
Johnny 120 Round IL High Performance – Recessed Universal Frame
designed by FLOS Architectural

Recessed luminaire with LED light source. Power supply not included. One driver is needed per each light source.

- 03.0803.14 - Light Source - 1588lm Black
- 08.0505.00 - Box Black
- 03.0803.40 - Light Source - 1588lm White
- 08.0555.00 - Box White



CERTIFICATIONS



Johnny 120 Round IL High Performance – Recessed Universal Frame . Accessories

Power Supply



60.8536

Constant Current Power Supply for LED. 13-20W

Continuous current power supply of 13-20W, 110/240V - 50/60Hz with power current selected through adjustable 250/350/400/450/500/550/600/700mA 1-10V switch or push dimming. (Johnny 120 with accessories max 450 mA)

Maximum length of 1.5 mm² secondary conductor (m): 10

Maximum length of 2.5 mm² secondary conductor (m): 15



60.8847

Constant Current Power Supply for LED. 10-20W

Continuous current power supply of 10-20W, 110/240V - 50/60Hz with power current selected through adjustable 250/350/400/450/500/ 550/600/700 mA Dali switch. (Johnny 120 with accessories max 450 mA)

Maximum length of 1.5 mm² secondary conductor (m): 10

Maximum length of 2.5 mm² secondary conductor (m): 15



60.9073

Continuous current power supply of 13-42W (Johnny 120 with accessories max 450 mA)

Continuous current power supply of 13-42W, 220/240V - 50/60Hz with power current selected through adjustable 300/350/400/450/500/550/600/650/700/750/800/850/900/950/1000/1050 mA.

Maximum length of 1.5 mm² secondary conductor (m): 10

Maximum length of 2.5 mm² secondary conductor (m): 15



Johnny 120 Round IL High Performance – Recessed Universal Frame
designed by FLOS Architectural

Recessed luminaire with LED light source. Power supply not included. One driver is needed per each light source.

- 03.0803.14 - Light Source - 1588lm Black
- 08.0505.00 - Box Black
- 03.0803.40 - Light Source - 1588lm White
- 08.0555.00 - Box White



60.9268

Constant Current Power Supply for LED. 18W (Johnny 120 with accessories max 450 mA)

Continuous current power supply of 18W, 220/240V - 50/60Hz with 450 mA supply voltage push dimming.

Maximum length of 1.5 mm² secondary conductor (m): 15

Maximum length of 2.5 mm² secondary conductor (m): 15



60.8650

Constant Current Power Supply for LED. 20W / 500 mA (Johnny 120 without accessories)

Non dimmable continuous current power supply 220/240V - 50/60Hz. (110V = 12V)

Maximum length of 1.5 mm² secondary conductor (m): 50

Maximum length of 2.5 mm² secondary conductor (m): 50



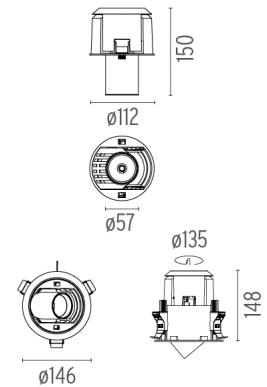
60.8534

Constant Current Power Supply for LED. 32W (Johnny 120 without accessories)

Continuous current power supply of 32W, 230/240V - 50/60Hz with power current selected through adjustable 350/500/700 mA switch by trailing and leading edge dimming or push dimming.

Maximum length of 1.5 mm² secondary conductor (m): 10

Maximum length of 2.5 mm² secondary conductor (m): 15



CERTIFICATIONS



Johnny 120 Round IL High Performance – Recessed Universal Frame . Lamps



LED Array

Lamp category:

LED

Socket:

Special base

Lamp type:

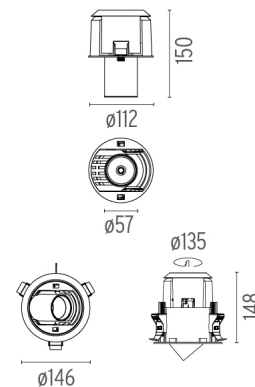
LED Array



Johnny 120 Round IL High Performance – Recessed Universal Frame
designed by FLOS Architectural

Recessed luminaire with LED light source. Power supply not included. One driver is needed per each light source.

- 03.0803.14 - Light Source - 1588lm Black
- 08.0505.00 - Box Black
- 03.0803.40 - Light Source - 1588lm White
- 08.0555.00 - Box White



CERTIFICATIONS

