

## JOHNNY 120 SEMI-RECESSED IL SQUARE – HOUSING

|                                |  |
|--------------------------------|--|
| <b>Number of heads</b>         | 1  |
| <b>Mounting</b>                | Ceiling recessed                             |
| <b>Lamps description</b>       | LED Array DC 500 mA 18W 1770 lm 2700K CRI 90 |
| <b>Luminaire luminous flux</b> | Extreme Cut-off. See reference number        |
| <b>Environment</b>             | Indoor                                       |

### OPTICAL

|                                    |            |
|------------------------------------|------------|
| <b>Aiming</b>                      | Adjustable |
| <b>Light distribution symmetry</b> | Symmetric  |
| <b>Beam angle</b>                  | 13° Spot   |

### ELECTRICAL

|                                 |  |
|---------------------------------|--|
| <b>Transformer availability</b> | Separate item  |
| <b>Transformer mounting</b>     | Remote   |
| <b>Transformer type</b>         | Electronic, Electronic dimmable, Electronic dimmable I-10V, Electronic dimmable dali |
| <b>Emergency</b>                | Without  |
| <b>Insulation class</b>         | Class III  |

### PHYSICAL

|                              |           |
|------------------------------|-----------|
| <b>Construction material</b> | Aluminium |
|------------------------------|-----------|

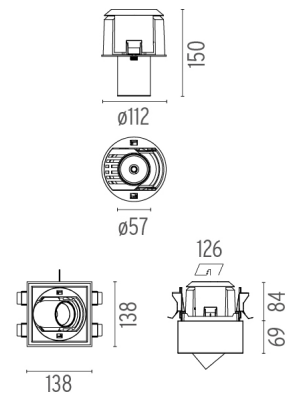



**Johnny 120 Semi-Recessed IL Square – Housing**

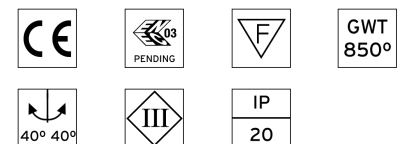
designed by FLOS Architectural

Recessed luminaire with LED light source. Power supply not included. One driver is needed per each light source.

- 03.0741.14.Light Source - 1324lm Black
- 08.0556.40.Box White
- 08.0556.CE.Box Concrete
- 08.0556.TK.Box Teak
- 08.0556.14.Box Black
- 03.0741.40.Light Source - 1324lm White



### CERTIFICATIONS



## Johnny 120 Semi-Recessed IL Square – Housing . Accessories

### Optical



● 08.8429.00

**Screening Crosspiece**



○ 08.8431.00

**Elliptical Lens**



○ 08.8432.00

**Flood Lens**



● 08.8428.00

**Honeycomb**



● 08.0526.00

**Snoot Shielding Cone**

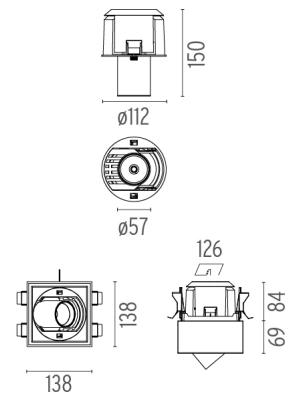


### Johnny 120 Semi-Recessed IL Square – Housing

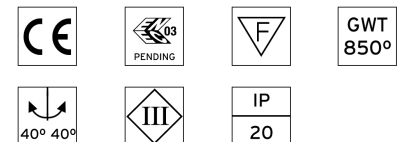
designed by FLOS Architectural

Recessed luminaire with LED light source. Power supply not included. One driver is needed per each light source.

- 03.0741.14.Light Source - 1324lm Black
- 08.0556.40.Box White
- 08.0556.CE.Box Concrete
- 08.0556.TK.Box Teak
- 08.0556.14.Box Black
- 03.0741.40.Light Source - 1324lm White



### CERTIFICATIONS



## Johnny 120 Semi-Recessed IL Square – Housing . Accessories

### Power Supply



60.8536

#### Constant Current Power Supply for LED. 13-20W

Continuous current power supply of 13-20W, 110/240V - 50/60Hz with power current selected through adjustable 250/350/400/450/500/550/600/700mA 1-10V switch or push dimming. (Johnny 120 with accessories max 450 mA)

Maximum length of 1.5 mm<sup>2</sup> secondary conductor (m): 10

Maximum length of 2.5 mm<sup>2</sup> secondary conductor (m): 15



60.8847

#### Constant Current Power Supply for LED. 10-20W

Continuous current power supply of 10-20W, 110/240V - 50/60Hz with power current selected through adjustable 250/350/400/450/500/ 550/600/700 mA Dali switch. (Johnny 120 with accessories max 450 mA)

Maximum length of 1.5 mm<sup>2</sup> secondary conductor (m): 10

Maximum length of 2.5 mm<sup>2</sup> secondary conductor (m): 15



60.9073

#### Continuous current power supply of 13-42W (Johnny 120 with accessories max 450 mA)

Continuous current power supply of 13-42W, 220/240V - 50/60Hz with power current selected through adjustable 300/350/400/450/500/550/600/650/700/750/800/850/900/950/1000/1050 mA.

Maximum length of 1.5 mm<sup>2</sup> secondary conductor (m): 10

Maximum length of 2.5 mm<sup>2</sup> secondary conductor (m): 15



### Johnny 120 Semi-Recessed IL Square – Housing

designed by FLOS Architectural

Recessed luminaire with LED light source. Power supply not included. One driver is needed per each light source.

- 03.0741.14.Light Source - 1324lm Black
- 08.0556.40.Box White
- 08.0556.CE.Box Concrete
- 08.0556.TK.Box Teak
- 08.0556.14.Box Black
- 03.0741.40.Light Source - 1324lm White



60.9268

#### Constant Current Power Supply for LED. 18W (Johnny 120 with accessories max 450 mA)

Continuous current power supply of 18W, 220/240V - 50/60Hz with 450 mA supply voltage push dimming.

Maximum length of 1.5 mm<sup>2</sup> secondary conductor (m): 15

Maximum length of 2.5 mm<sup>2</sup> secondary conductor (m): 15



60.8650

#### Constant Current Power Supply for LED. 20W / 500 mA (Johnny 120 without accessories)

Non dimmable continuous current power supply 220/240V - 50/60Hz. (110V = 12V)

Maximum length of 1.5 mm<sup>2</sup> secondary conductor (m): 50

Maximum length of 2.5 mm<sup>2</sup> secondary conductor (m): 50



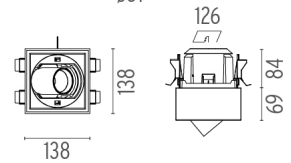
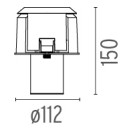
60.8534

#### Constant Current Power Supply for LED. 32W (Johnny 120 without accessories)

Continuous current power supply of 32W, 230/240V - 50/60Hz with power current selected through adjustable 350/500/700 mA switch by trailing and leading edge dimming or push dimming.

Maximum length of 1.5 mm<sup>2</sup> secondary conductor (m): 10

Maximum length of 2.5 mm<sup>2</sup> secondary conductor (m): 15



### CERTIFICATIONS



## Johnny 120 Semi-Recessed IL Square – Housing . Lamps



**LED Array**

**Lamp category:**

LED

**Socket:**

Special base

**Lamp type:**

LED Array

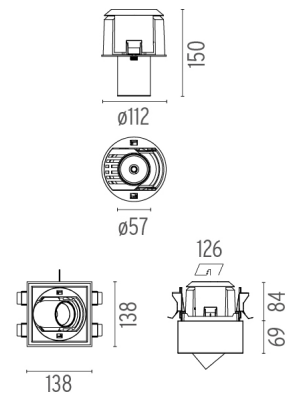


### Johnny 120 Semi-Recessed IL Square – Housing

designed by FLOS Architectural

Recessed luminaire with LED light source. Power supply not included. One driver is needed per each light source.

- 03.0741.14.Light Source - 1324lm Black
- 08.0556.40.Box White
- 08.0556.CE.Box Concrete
- 08.0556.TK.Box Teak
- 08.0556.14.Box Black
- 03.0741.40.Light Source - 1324lm White



### CERTIFICATIONS

