

## JOHNNY 120 ROUND IL – RECESSED UNIVERSAL FRAME

<b>Number of heads</b>	1
<b>Mounting</b>	Ceiling recessed
<b>Lamps description</b>	LED Array DC 500 mA 18W 1870 lm 3000K CRI 90
<b>Luminaire luminous flux</b>	Extreme Cut-off. See reference number
<b>Environment</b>	Indoor
<b>Notes</b>	Unique reference for Trim or No Trim recessed installation. Includes optional white and black frames to complete Trim finishing.

### OPTICAL

<b>Aiming</b>	Adjustable
<b>Light distribution symmetry</b>	Symmetric
<b>Beam angle</b>	13° Spot

### ELECTRICAL

<b>Transformer availability</b>	Separate item
<b>Transformer mounting</b>	Remote
<b>Transformer type</b>	Electronic, Electronic dimmable, Electronic dimmable 1-10V, Electronic dimmable dali
<b>Emergency</b>	Without
<b>Insulation class</b>	Class III

### PHYSICAL

<b>Construction material</b>	Aluminium
------------------------------	-----------

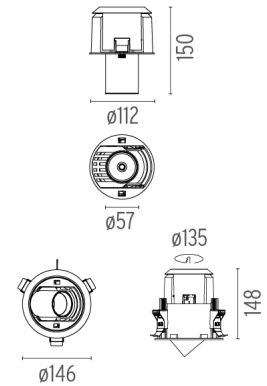


### Johnny 120 Round IL – Recessed Universal Frame

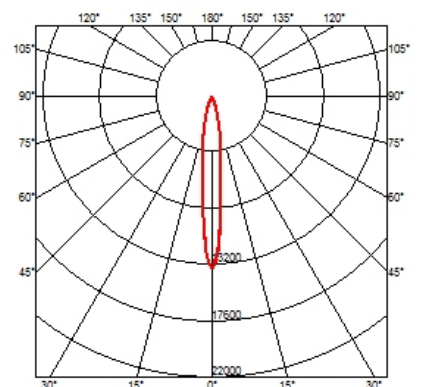
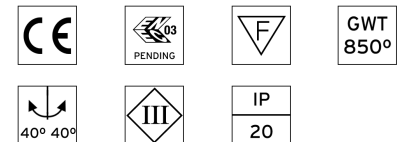
designed by FLOS Architectural

Recessed luminaire with LED light source. Power supply not included. One driver is needed per each light source.

- 03.0740.14 - Light Source - 1393lm Black
- 08.0505.00 - Box Black
- 03.0740.40 - Light Source - 1393lm White
- 08.0555.00 - Box White



### CERTIFICATIONS



## Johnny 120 Round IL – Recessed Universal Frame . Accessories

### Optical



● 08.8429.00

**Screening Crosspiece**



○ 08.8431.00

**Elliptical Lens**



○ 08.8432.00

**Flood Lens**



● 08.8428.00

**Honeycomb**



● 08.0526.00

**Snoot Shielding Cone**



### Johnny 120 Round IL – Recessed Universal Frame

designed by FLOS Architectural

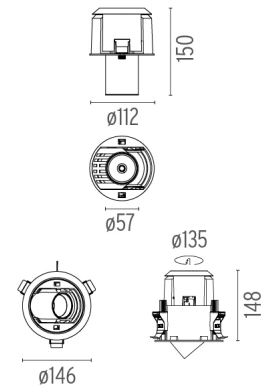
Recessed luminaire with LED light source. Power supply not included. One driver is needed per each light source.

● 03.0740.14 - Light Source - 1393lm Black

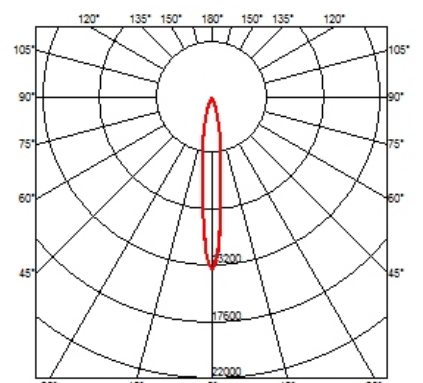
● 08.0505.00 - Box Black

○ 03.0740.40 - Light Source - 1393lm White

○ 08.0555.00 - Box White



### CERTIFICATIONS



## Johnny 120 Round IL – Recessed Universal Frame . Accessories

### Power Supply



60.8536

#### Constant Current Power Supply for LED. 13-20W

Continuous current power supply of 13-20W, 110/240V - 50/60Hz with power current selected through adjustable 250/350/400/450/500/550/600/700mA 1-10V switch or push dimming. (Johnny 120 with accessories max 450 mA)

Maximum length of 1.5 mm<sup>2</sup> secondary conductor (m): 10

Maximum length of 2.5 mm<sup>2</sup> secondary conductor (m): 15



60.8847

#### Constant Current Power Supply for LED. 10-20W

Continuous current power supply of 10-20W, 110/240V - 50/60Hz with power current selected through adjustable 250/350/400/450/500/ 550/600/700 mA Dali switch. (Johnny 120 with accessories max 450 mA)

Maximum length of 1.5 mm<sup>2</sup> secondary conductor (m): 10

Maximum length of 2.5 mm<sup>2</sup> secondary conductor (m): 15



60.9073

#### Continuous current power supply of 13-42W (Johnny 120 with accessories max 450 mA)

Continuous current power supply of 13-42W, 220/240V - 50/60Hz with power current selected through adjustable 300/350/400/450/500/550/600/650/700/750/800/850/900/950/1000/1050 mA.

Maximum length of 1.5 mm<sup>2</sup> secondary conductor (m): 10

Maximum length of 2.5 mm<sup>2</sup> secondary conductor (m): 15



#### Johnny 120 Round IL – Recessed Universal Frame

designed by FLOS Architectural

Recessed luminaire with LED light source. Power supply not included. One driver is needed per each light source.

- 03.0740.14 - Light Source - 1393lm Black
- 08.0505.00 - Box Black
- 03.0740.40 - Light Source - 1393lm White
- 08.0555.00 - Box White



60.9268

#### Constant Current Power Supply for LED. 18W (Johnny 120 with accessories max 450 mA)

Continuous current power supply of 18W, 220/240V - 50/60Hz with 450 mA supply voltage push dimming.

Maximum length of 1.5 mm<sup>2</sup> secondary conductor (m): 15

Maximum length of 2.5 mm<sup>2</sup> secondary conductor (m): 15



60.8650

#### Constant Current Power Supply for LED. 20W / 500 mA (Johnny 120 without accessories)

Non dimmable continuous current power supply 220/240V - 50/60Hz. (110V = 12V)

Maximum length of 1.5 mm<sup>2</sup> secondary conductor (m): 50

Maximum length of 2.5 mm<sup>2</sup> secondary conductor (m): 50



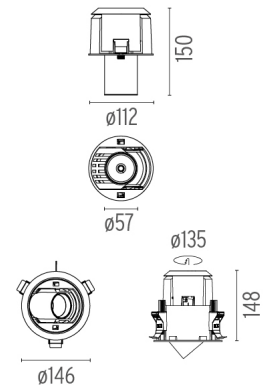
60.8534

#### Constant Current Power Supply for LED. 32W (Johnny 120 without accessories)

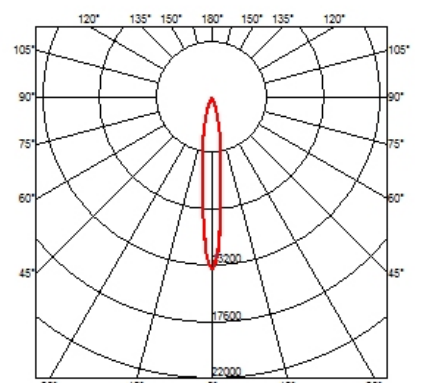
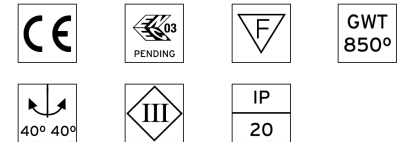
Continuous current power supply of 32W, 230/240V - 50/60Hz with power current selected through adjustable 350/500/700 mA switch by trailing and leading edge dimming or push dimming.

Maximum length of 1.5 mm<sup>2</sup> secondary conductor (m): 10

Maximum length of 2.5 mm<sup>2</sup> secondary conductor (m): 15



### CERTIFICATIONS



## Johnny 120 Round IL – Recessed Universal Frame . Lamps



**LED Array**

**Lamp category:**

LED

**Socket:**

Special base

**Lamp type:**

LED Array

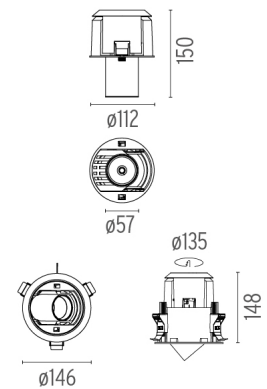


### Johnny 120 Round IL – Recessed Universal Frame

designed by FLOS Architectural

Recessed luminaire with LED light source. Power supply not included. One driver is needed per each light source.

- 03.0740.14 - Light Source - 1393lm Black
- 08.0505.00 - Box Black
- 03.0740.40 - Light Source - 1393lm White
- 08.0555.00 - Box White



### CERTIFICATIONS

