

## JOHNNY 80 SEMI-RECESSED IL SQUARE

|                                |  |
|--------------------------------|--|
| <b>Number of heads</b>         | 1  |
| <b>Mounting</b>                | Ceiling recessed   |
| <b>Lamps description</b>       | Power LED 6,2W 560 lm 2700K CRI 90                         |
| <b>Luminaire luminous flux</b> | Extreme Cut-off. See reference number                      |
| <b>Environment</b>             | Indoor   |
| <b>Notes</b>                   | Accessories included (honeycomb and screening crosspiece). |

### OPTICAL


|                                    |            |
|------------------------------------|------------|
| <b>Aiming</b>                      | Adjustable |
| <b>Light distribution symmetry</b> | Symmetric  |
| <b>Beam angle</b>                  | 21° Medium |

### ELECTRICAL

|                                 |  |
|---------------------------------|--|
| <b>Transformer availability</b> | Separate item  |
| <b>Transformer mounting</b>     | Remote   |
| <b>Transformer type</b>         | Electronic, Electronic dimmable, Electronic dimmable I-10V, Electronic dimmable dali |
| <b>Emergency</b>                | Without  |
| <b>Insulation class</b>         | Class III  |

### PHYSICAL

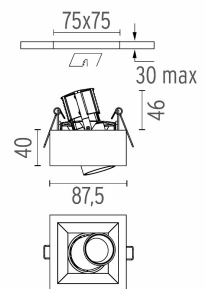
|                              |           |
|------------------------------|-----------|
| <b>Recessed depth (mm)</b>   | 105       |
| <b>Construction material</b> | Aluminium |
| <b>Weight (kg)</b>           | 0,32      |



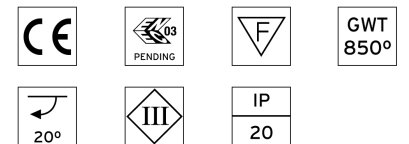
**Johnny 80 Semi-Recessed IL Square**  
designed by FLOS Architectural

Semi-recessed luminaire for LED light source. Power supply not included.

|                      |          |
|----------------------|----------|
| ● 03.0721.40 - 341lm | White    |
| ● 03.0721.CE - 341lm | Concrete |
| ● 03.0721.TK - 341lm | Teak     |
| ● 03.0721.14 - 341lm | Black    |



### CERTIFICATIONS



## Johnny 80 Semi-Recessed IL Square . Accessories

### Power Supply



60.8534

#### Constant Current Power Supply for LED. 32W

Continuous current power supply of 32W, 230/240V - 50/60Hz with power current selected through adjustable 350/500/700 mA switch by trailing and leading edge dimming or push dimming.

Maximum length of 1.5 mm<sup>2</sup> secondary conductor (m): 10

Maximum length of 2.5 mm<sup>2</sup> secondary conductor (m): 15



60.8533



#### Constant Current Power Supply for LED. 25W

Continuous current power supply of 25W, 120-240V - 50/60Hz with power current selected through adjustable 350/500/700mA 1-10V switch or push dimming.

Maximum length of 1.5 mm<sup>2</sup> secondary conductor (m): 10

Maximum length of 2.5 mm<sup>2</sup> secondary conductor (m): 15



60.8847

#### Constant Current Power Supply for LED. 10-20W

Continuous current power supply of 10-20W, 110/240V - 50/60Hz with power current selected through adjustable 250/350/400/450/500/ 550/600/700 mA Dali switch. (Johnny 120 with accessories max 450 mA)

Maximum length of 1.5 mm<sup>2</sup> secondary conductor (m): 10

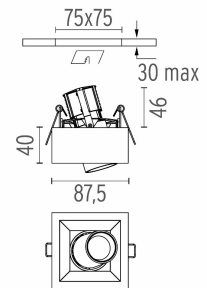
Maximum length of 2.5 mm<sup>2</sup> secondary conductor (m): 15



Johnny 80 Semi-Recessed IL Square designed by FLOS Architectural

Semi-recessed luminaire for LED light source. Power supply not included.

|                    |          |
|--------------------|----------|
| 03.0721.40 - 341lm | White    |
| 03.0721.CE - 341lm | Concrete |
| 03.0721.TK - 341lm | Teak     |
| 03.0721.14 - 341lm | Black    |



60.8880

#### Constant Current Power Supply for LED. 6W-100/14W-240V

Continuous current power supply of 6W, 100V / 14W, 240V - 50/60Hz with 500 mA supply voltage.

Maximum length of 1.5 mm<sup>2</sup> secondary conductor (m): 50

Maximum length of 2.5 mm<sup>2</sup> secondary conductor (m): 50

### CERTIFICATIONS



## Johnny 80 Semi-Recessed IL Square . Lamps




**Power LED**

**Lamp category:**  
LED

**Socket:**  
Special base

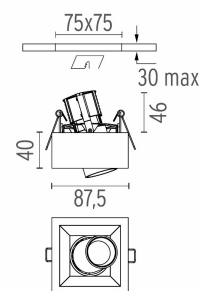
**Lamp type:**  
Power LED



**Johnny 80 Semi-Recessed IL Square**  
designed by FLOS Architectural

Semi-recessed luminaire for LED light source. Power supply not included.

- 03.0721.40 - 341lm      White
- 03.0721.CE - 341lm      Concrete
- 03.0721.TK - 341lm      Teak
- 03.0721.14 - 341lm      Black



### CERTIFICATIONS

