

JOHNNY 80 NO TRIM 2L SQUARE

| | |
|--------------------------------|--|
| Number of heads | 2 |
| Mounting | Ceiling recessed |
| Lamps description | Power LED 6,2W 560 lm 2700K CRI 90 |
| Luminaire luminous flux | Extreme Cut-off. See reference number |
| Environment | Indoor |
| Notes | Accessories included (honeycomb and screening crosspiece). |

OPTICAL

| | |
|------------------------------------|------------|
| Aiming | Adjustable |
| Light distribution symmetry | Symmetric |
| Beam angle | 31° Flood |

ELECTRICAL

| | |
|---------------------------------|--|
| Transformer availability | Separate item |
| Transformer mounting | Remote |
| Transformer type | Electronic, Electronic dimmable, Electronic dimmable I-10V, Electronic dimmable dali |
| Emergency | Without |
| Insulation class | Class III |

PHYSICAL


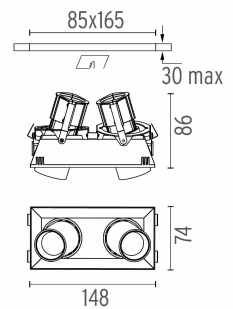
| | |
|------------------------------|-----------|
| Recessed depth (mm) | 105 |
| Construction material | Aluminium |
| Weight (kg) | 0,45 |



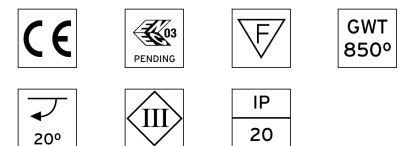
Johnny 80 No Trim 2L Square
designed by FLOS Architectural

Embedded luminaire for LED light source. Power supply not included.

- 03.0717.14.NT - 2x285lm Black
- 03.0717.40.NT - 2x285lm White



CERTIFICATIONS



Johnny 80 No Trim 2L Square . Accessories

Power Supply



60.8534

Constant Current Power Supply for LED. 32W

Continuous current power supply of 32W, 230/240V - 50/60Hz with power current selected through adjustable 350/500/700 mA switch by trailing and leading edge dimming or push dimming.

Maximum length of 1.5 mm² secondary conductor (m): 10

Maximum length of 2.5 mm² secondary conductor (m): 15



60.8533

Constant Current Power Supply for LED. 25W

Continuous current power supply of 25W, 120-240V - 50/60Hz with power current selected through adjustable 350/500/700mA 1-10V switch or push dimming.

Maximum length of 1.5 mm² secondary conductor (m): 10

Maximum length of 2.5 mm² secondary conductor (m): 15



60.8847

Constant Current Power Supply for LED. 10-20W

Continuous current power supply of 10-20W, 110/240V - 50/60Hz with power current selected through adjustable 250/350/400/450/500/ 550/600/700 mA Dali switch. (Johnny 120 with accessories max 450 mA)

Maximum length of 1.5 mm² secondary conductor (m): 10

Maximum length of 2.5 mm² secondary conductor (m): 15

60.8880

Constant Current Power Supply for LED. 6W-100/14W-240V

Continuous current power supply of 6W, 100V / 14W, 240V - 50/60Hz with 500 mA supply voltage.

Maximum length of 1.5 mm² secondary conductor (m): 50

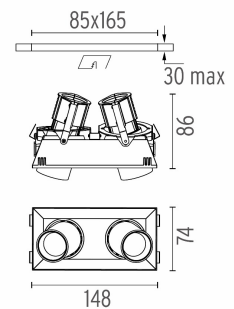
Maximum length of 2.5 mm² secondary conductor (m): 50



Johnny 80 No Trim 2L Square designed by FLOS Architectural

Embedded luminaire for LED light source. Power supply not included.

- 03.0717.14.NT - 2x285lm Black
- 03.0717.40.NT - 2x285lm White



CERTIFICATIONS



Johnny 80 No Trim 2L Square . Accessories

Mounting



○ 08.9105.00

Installation frame No Trim



Johnny 80 No Trim 2L Square
designed by FLOS Architectural

Embedded luminaire for LED light source. Power supply not included.

● 03.0717.14.NT - 2x285lm Black

● 03.0717.40.NT - 2x285lm White

Johnny 80 No Trim 2L Square . Lamps

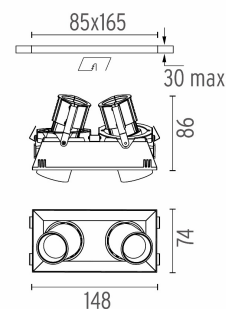


Power LED

Lamp category:
LED

Socket:
Special base

Lamp type:
Power LED



CERTIFICATIONS

