

JOHNNY Ø80 NO TRIM IL ROUND

Number of heads	1
Mounting	Ceiling recessed
Lamps description	Power LED 6,2W 560 lm 2700K CRI 90
Luminaire luminous flux	Extreme Cut-off. See reference number
Environment	Indoor
Notes	Fast&Perfect pre-installation frame. To be ordered separately. Accessories included (honeycomb and screening crosspiece).

OPTICAL

Aiming	Adjustable
Light distribution symmetry	Symmetric
Beam angle	11° Spot

ELECTRICAL

Transformer availability	Separate item
Transformer mounting	Remote
Transformer type	Electronic, Electronic dimmable, Electronic dimmable I-10V, Electronic dimmable dali
Emergency	Without
Insulation class	Class III

PHYSICAL


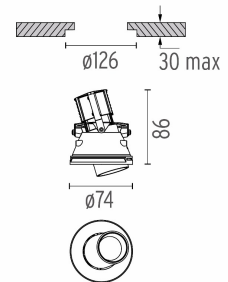
Recessed depth (mm)	105
Construction material	Aluminium
Weight (kg)	0,24



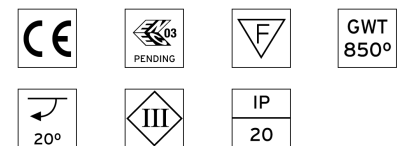
Johnny ø80 No Trim IL Round
designed by FLOS Architectural

Embedded luminaire for LED light source. Power supply not included.

- 03.0701.14.NT - 365lm Black
- 3.0701.40.NT - 365lm White



CERTIFICATIONS



Johnny ø80 No Trim IL Round . Accessories

Power Supply



60.8534

Constant Current Power Supply for LED. 32W

Continuous current power supply of 32W, 230/240V - 50/60Hz with power current selected through adjustable 350/500/700 mA switch by trailing and leading edge dimming or push dimming.

Maximum length of 1.5 mm² secondary conductor (m): 10

Maximum length of 2.5 mm² secondary conductor (m): 15



60.8533

Constant Current Power Supply for LED. 25W

Continuous current power supply of 25W, 120-240V - 50/60Hz with power current selected through adjustable 350/500/700mA 1-10V switch or push dimming.

Maximum length of 1.5 mm² secondary conductor (m): 10

Maximum length of 2.5 mm² secondary conductor (m): 15



60.8847

Constant Current Power Supply for LED. 10-20W

Continuous current power supply of 10-20W, 110/240V - 50/60Hz with power current selected through adjustable 250/350/400/450/500/ 550/600/700 mA Dali switch. (Johnny 120 with accessories max 450 mA)

Maximum length of 1.5 mm² secondary conductor (m): 10

Maximum length of 2.5 mm² secondary conductor (m): 15

60.8880

Constant Current Power Supply for LED. 6W-100/14W-240V

Continuous current power supply of 6W, 100V / 14W, 240V - 50/60Hz with 500 mA supply voltage.

Maximum length of 1.5 mm² secondary conductor (m): 50

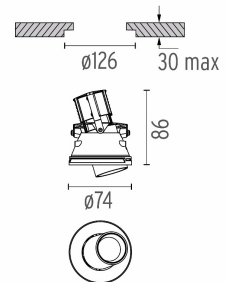
Maximum length of 2.5 mm² secondary conductor (m): 50



Johnny ø80 No Trim IL Round
designed by FLOS Architectural

Embedded luminaire for LED light source. Power supply not included.

- 03.0701.14.NT - 365lm Black
- 3.0701.40.NT - 365lm White



CERTIFICATIONS



FLOS

Johnny ø80 No Trim IL Round . Accessories

Mounting



● 08.9102.00

Installation frame No Trim



○ 08.9100.00

Fast&Perfect tool ø126



Johnny ø80 No Trim IL Round
designed by FLOS Architectural

Embedded luminaire for LED light source. Power supply not included.

- 03.0701.14.NT - 365lm Black
- 3.0701.40.NT - 365lm White

Johnny ø80 No Trim IL Round . Lamps

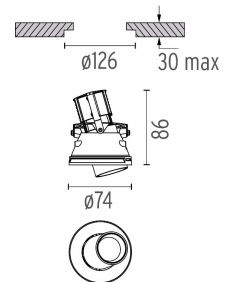


Power LED

Lamp category:
LED

Socket:
Special base

Lamp type:
Power LED



CERTIFICATIONS

