

## THE BLACK LINE NO TRIM 12 SPOTS

|                                |  |
|--------------------------------|--|
| <b>Number of heads</b>         | 1  |
| <b>Mounting</b>                | Ceiling recessed                                       |
| <b>Lamps description</b>       | Power LED 39W 12 x 197 lm 2700K CRI 90                 |
| <b>Luminaire luminous flux</b> | Extreme Cut-off. See reference number                  |
| <b>Environment</b>             | Indoor   |
| <b>Notes</b>                   | No Trim version can be connected in a continuous line. |

### OPTICAL


|                                    |           |
|------------------------------------|-----------|
| <b>Aiming</b>                      | Fixed     |
| <b>Light distribution symmetry</b> | Symmetric |
| <b>Beam angle</b>                  | 42° Flood |

### ELECTRICAL

|                                 |               |
|---------------------------------|---------------|
| <b>Transformer availability</b> | Separate item |
| <b>Transformer mounting</b>     | Remote        |
| <b>Transformer type</b>         | Electronic    |
| <b>Emergency</b>                | Without       |
| <b>Insulation class</b>         | Class III     |

### PHYSICAL

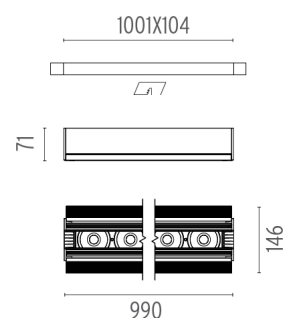
|                              |                   |
|------------------------------|-------------------|
| <b>Length (mm)</b>           | 990               |
| <b>Recessed depth (mm)</b>   | 71                |
| <b>Construction material</b> | Extruded aluminum |
| <b>Weight (kg)</b>           | 3,41              |



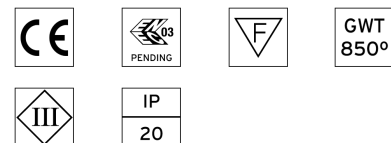
**The Black Line No Trim 12 Spots**  
designed by FLOS Architectural

Recessed integrated luminaire with 12 LED lighting spots. 1050 mA remote power supply not included.

● 03.0065.14.ANT - 1879lm Black



### CERTIFICATIONS



## The Black Line No Trim 12 Spots . Accessories

### Power Supply



60.8530

#### Constant Current Power Supply for LED. 25-50W

Continuous current power supply of 25-50W, 220/240V - 50/60Hz with power current selected through adjustable 350/500/550/650/700/750/850/900/1050mA Dali switch, 1-10V switch or push dimming.

Maximum length of 1.5 mm<sup>2</sup> secondary conductor (m): 10

Maximum length of 2.5 mm<sup>2</sup> secondary conductor (m): 15


60.8988

#### Constant Current Power Supply for LED. 45W

Non dimmable continuous current power supply of 45W, 220/240V - 50/60Hz with power current selected through adjustable 800/900/1050 mA switch.

Maximum length of 1.5 mm<sup>2</sup> secondary conductor (m): 20

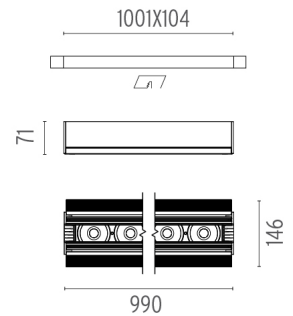
Maximum length of 2.5 mm<sup>2</sup> secondary conductor (m): 30



### The Black Line No Trim 12 Spots designed by FLOS Architectural

Recessed integrated luminaire with 12 LED lighting spots. 1050 mA remote power supply not included.

03.0065.14.ANT - 1879lm Black



## The Black Line No Trim 12 Spots . Lamps



### Power LED

#### Lamp category:

LED

#### Socket:

Special base

#### Lamp type:

Power LED

### CERTIFICATIONS

