

GLASHÜTTE LIMBURG**Product data sheet****Wall luminaire****8513**

Project · Reference number

Date

Application

Wall luminaire with hand-blown opal glass and metal housing for many lighting tasks in interior applications.

They are ideal for places where a soft and uniform lighting distribution is required.

Product description

Aluminium fitter, finish

white aluminium enamel RAL 9006

Hand-blown opal glass

2 mounting holes \varnothing 6 mm

Elongated holes · 129 mm spacing


Connecting terminals


and earth conductor terminal 2,5[□]

The luminaire is suitable for through-wiring.


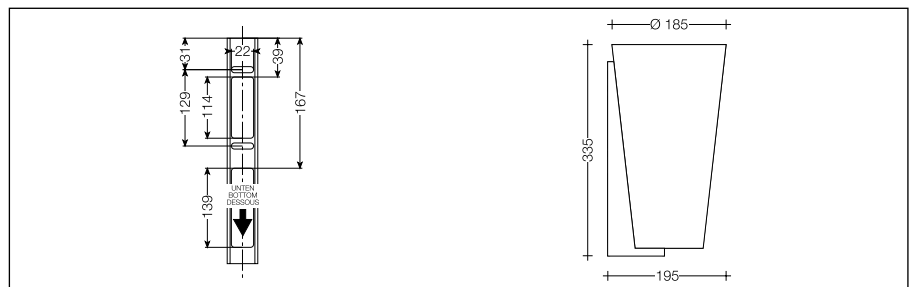
Lampholder E 27

Safety class I

 – Safety mark

 – Conformity mark

Weight: 1.5 kg


www.glashuette-limburg.com
**Lamp**

Luminaire with lampholder E 27

Lamp wattage max. 150 W

High voltage tungsten halogen lamp QA 60 ·
E 27

Osram: Halogen Eco Classic A 116 W 2135 lm
Philips: Eco Classic A 105 W 1980 lm

Please note the lamp manufacturers' operating instructions.