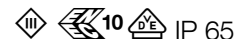


BEGA**34 986.4**

Recessed wall luminaire for indoor use



Project · Reference number

Date

Product data sheet

Application

LED wall luminaire · indoor luminaire with unshielded light for flush or surface mounted installation.

Luminaire for the illumination of corridors and staircases in interior applications.

Product description

Recessed LED luminaire **without power supply unit**

Luminaire made of aluminium alloy

finish palladium-coloured enamel

Crystal glass, inside white

Silicone gasket

1 cable entry for mains supply cable

up to \varnothing 10.5 mm

Fixing is achieved by using 2 adjustable

wedge-shaped claws

Safety class III

Protection class IP 65

Dust-tight and protection against water jets

– Safety mark

CE – Conformity mark

Weight: 0.34 kg

Light technique

Luminaire data for the light planning program DIALux for outdoor lighting, street lighting and indoor lighting as well as luminaire data in EULUMDAT- and IES-format you will find on the BEGA web page www.bega.com.

Accessories

Power supply unit for LED luminaires 24 V DC

Safety transformer according to

DIN EN 61558/VDE 0570 part 2-6

70 564 Power supply unit for 0-15 W

70 465 Power supply unit for 0-25 W

70 565 Power supply unit for 0-35 W

70 566 Power supply unit for 0-50 W

70 567 Power supply unit for 0-75 W

70 169 Power supply unit for 0-150 W
230 V \sim 50-60 Hz

70 114 Power supply unit for 0-42 W

AC range: AC: 110-264 V \sim 50-60 Hz

DC range: DC: 170-280 V

The power supply units are also suitable for the operation of several LED luminaires. In this case, the maximum wattage of the power supply unit must not be exceeded.

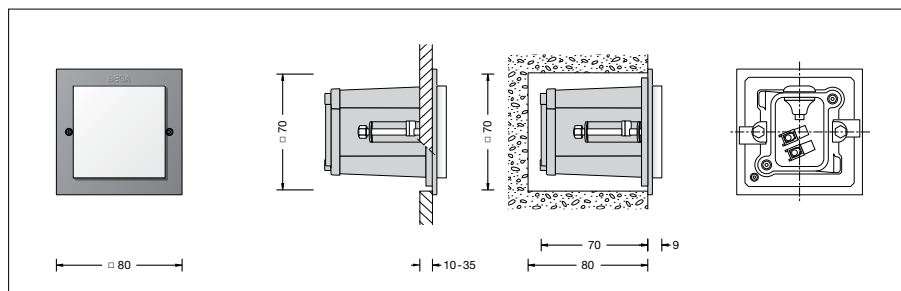

10 406 Installation housing

For recessed installation of luminaires in concrete walls or brick walls a concrete protection cover and a plaster frame can be advisable.

10 006 Plaster frame

10 070 Plaster frame flush

A separate instructions for use can be provided upon request.



Lamp

| | |
|--|--------------------------------------|
| Module connected wattage | 2 W |
| Luminaire connected wattage | 2.3 W |
| Rated temperature | $t_a = 25^\circ\text{C}$ |
| Ambient temperature | $t_{a\text{max}} = 60^\circ\text{C}$ |
| When installed in heat-insulating material | $t_{a\text{max}} = 55^\circ\text{C}$ |
| Voltage | 24 V = DC |

34 986.4 K3

| | |
|-------------------------------|--------------|
| Module designation | LED-0312/930 |
| Colour temperature | 3000 K |
| Colour rendering index | CRI > 90 |
| Module luminous flux | 250 lm |
| Luminaire luminous flux | 78 lm |
| Luminaire luminous efficiency | 33,9 lm/W |

34 986.4 K4

| | |
|-------------------------------|--------------|
| Module designation | LED-0312/940 |
| Colour temperature | 4000 K |
| Colour rendering index | CRI > 90 |
| Module luminous flux | 260 lm |
| Luminaire luminous flux | 81 lm |
| Luminaire luminous efficiency | 35,2 lm/W |

Service life of the LED

| | |
|---|-----------------------|
| Ambient temperature $t_a = 25^\circ\text{C}$ | – at 407,000h: L70B50 |
| max. ambient temperature $t_a = 60^\circ\text{C}$ | – at 70,000h: L70B50 |

Article No. 34 986.4

LED colour temperature optionally 3000 K or 4000 K
3000 K – Article number + **K3**
4000 K – Article number + **K4**

Finish options

• Enamel, white

• Enamel, palladium

Code number **.1**

Code number **.4**