

BEGA**24 301**

Recessed ceiling downlight



Project · Reference number

Date

Product data sheet

Application

Recessed ceiling luminaire with symmetrical narrow beam light distribution.
Luminaire with high protection class and low installation depth for a variety of lighting tasks.

Installation in concrete ceilings or suspended ceilings requires a separate installation housing or an installation frame – see accessories.

Product description

Luminaire made of aluminium alloy, aluminium and stainless steel
BEGA Unidure® coating technology
Safety glass with optical structure
Silicone gasket
BEGA Vortex Optics®
Reflector surface made of pure aluminium
Required recessed opening 1035 x 70 mm
Recessed depth 100 mm
Connection box with 2 cable entries for through-wiring of the mains supply cable from \varnothing 5-13 mm, max. $5 \times 2,5^{\square}$
Connecting terminal 2.5^{\square}
with plug connection
Earth conductor connection
LED power supply unit
220-240 V \sim 0/50-60 Hz
DC 176-276 V
During DC operation the LED power is reduced to 15 %
DALI controllable
A basic isolation exists between power cable and control line
BEGA Thermal Control®
Temporary thermal regulation to protect temperature-sensitive components without switching off the luminaire
Safety class I
Protection class IP 65
Dust-tight and protection against water jets
Impact strength IK07
Protection against mechanical impacts < 2 joule
 – Safety mark
 – Conformity mark
Weight: 4.7 kg

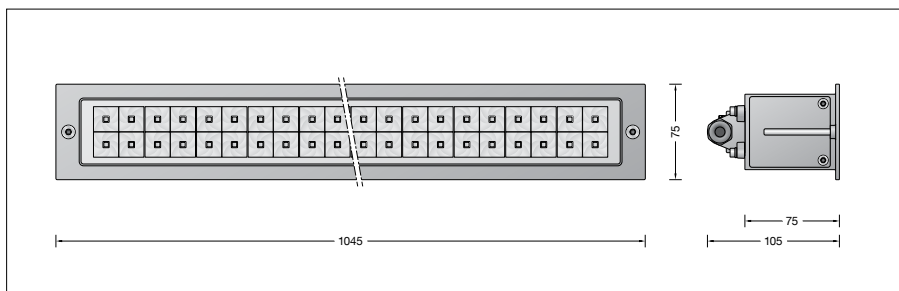

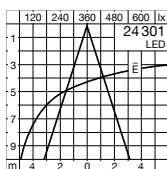
Inrush current

Inrush current: 20 A / 200 μ s
Maximum number of luminaires of this type per miniature circuit breaker:
B 10A: 14 luminaires
B 16A: 24 luminaires
C 10A: 14 luminaires
C 16A: 24 luminaires

Lighting technology

Half beam angle 34°
Luminaire data for the light planning program DIALux for outdoor lighting, street lighting and interior lighting as well as luminaire data in EULUMDAT and IES format are available on our website www.bega.com.

Light distribution



Lamp

Module connected wattage 31.6 W
Luminaire connected wattage 35.6 W
Rated temperature $t_a = 25^{\circ}\text{C}$
Ambient temperature $t_{a\text{max}} = 50^{\circ}\text{C}$
When installed in heat-insulating material $t_{a\text{max}} = 35^{\circ}\text{C}$

24 301 K3

Module designation LED-0772/830
Colour temperature 3000 K
Colour rendering index CRI > 80
Module luminous flux 5900 lm
Luminaire luminous flux 3255 lm
Luminaire luminous efficiency 91,4 lm/W

24 301 K4

Module designation LED-0772/840
Colour temperature 4000 K
Colour rendering index CRI > 80
Module luminous flux 6060 lm
Luminaire luminous flux 3347 lm
Luminaire luminous efficiency 94 lm/W

Service life · Ambient temperature

Rated temperature $t_a = 25^{\circ}\text{C}$
LED psu: > 50,000 h
LED module: > 200,000 h (L 80 B 50)
100,000 h (L 90 B 50)
Ambient temperature $t_{a\text{max}} = 50^{\circ}\text{C}$ (100 %)
LED psu: 50,000 h
LED module: 68,000 h (L 80 B 50)
100,000 h (L 70 B 50)

Article No. 24 301

LED colour temperature optionally 3000 K or 4000 K
3000 K – Article number + **K3**
4000 K – Article number + **K4**

Colour white or silver
white – article number
silver – article number + **A**

Accessories

13 580 Installation housing
13 517 Installation frame

A separate instructions for use can be provided upon request.