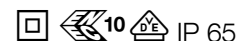


**BEGA****24 259**

Recessed ceiling downlight



Project · Reference number

Date

## Product data sheet

### Application

LED recessed ceiling downlight with external DALI controllable power supply unit for installation into concrete ceilings or suspended ceilings both indoors and out. With asymmetrical light distribution.

### Product description

Luminaire made of aluminium alloy, aluminium and stainless steel  
 BEGA Unidure® coating technology  
 Cover ring aluminium alloy  
 Matt safety glass  
 Optical silicone lens · BEGA Constant Optics®  
 Reflector surface made of pure aluminium  
 Luminaire housing with 2 fixing claws and guide screws  
 Recessed opening  $\varnothing$  97 mm  
 Recessed depth required 120 mm  
 The external connection housing is made of glass fibre reinforced synthetic material (polyamide)  
 220-240 V  $\sim$  0/50-60 Hz  
 2 screw cable glands with strain relief for through-wiring power connecting cable  $\varnothing$  4-10 mm, max. 5 x 1.5<sup>□</sup>  
 Connecting terminals 2.5<sup>□</sup>  
 0,7 m connection cable with plug between the luminaire and the power supply unit  
 Safety class II   
 Protection class IP 65  
 Dust-tight and protection against water jets  
 Impact strength IK06  
 Protection against mechanical impacts < 1 joule  
 - Safety mark  
 - Conformity mark  
 Weight: 0.8 kg

### Lamp

Module connected wattage	8.5 W
Luminaire connected wattage	10.4 W
Rated temperature	$t_a = 25^\circ\text{C}$
Ambient temperature	$t_{a\text{max}} = 40^\circ\text{C}$
When installed in heat-insulating material	$t_{a\text{max}} = 40^\circ\text{C}$

On request we can offer you modifications for environments with higher temperatures as a customized product.

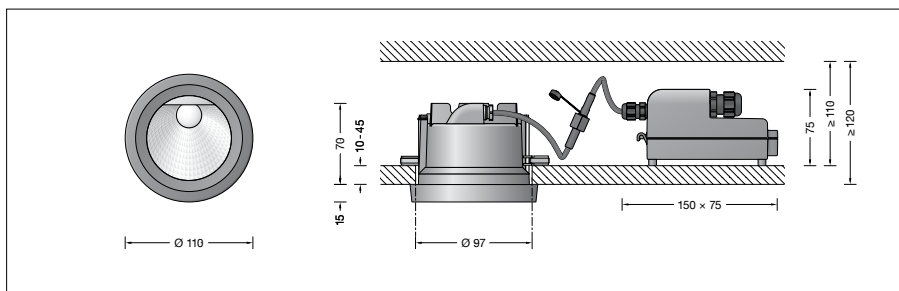
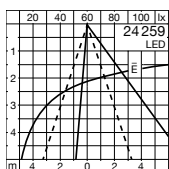
### 24 259 K3

Module designation	LED-0986/830
Colour temperature	3000 K
Colour rendering index	CRI > 80
Module luminous flux	1400 lm
Luminaire luminous flux	708 lm
Luminaire luminous efficiency	68,1 lm/W

### 24 259 K4

Module designation	LED-0986/840
Colour temperature	4000 K
Colour rendering index	CRI > 80
Module luminous flux	1440 lm
Luminaire luminous flux	728 lm
Luminaire luminous efficiency	70 lm/W

### Light distribution



### Service life · Ambient temperature

Rated temperature $t_a = 25^\circ\text{C}$	
LED psu:	> 50,000h
LED module:	145,000h (L80B50)

Ambient temperature $t_{a\text{max}} = 40^\circ\text{C}$ (100 %)	
LED psu:	50,000h
LED module:	110,000h (L80B50)

### Lighting technology

Half beam angle 51/57°  
 Luminaire data for the light planning program DIALux for outdoor lighting, street lighting and interior lighting as well as luminaire data in EULUMDAT and IES format are available on our website [www.bega.com](http://www.bega.com).

### Inrush current

Inrush current: 5 A / 50  $\mu\text{s}$   
 Maximum number of luminaires of this type per miniature circuit breaker:  
 B10A: 31 luminaires  
 B16A: 50 luminaires  
 C10A: 52 luminaires  
 C16A: 85 luminaires

### Article No. 24 259

LED colour temperature optionally 3000 K or 4000 K  
 3000 K – Article number + **K3**  
 4000 K – Article number + **K4**

Colour optionally graphite or white  
 Graphite – Article number  
 White – Article number + **W**

### Accessories

**10 440** Installation housing

A separate instructions for use can be provided upon request.