





# Febe Suspension 2700K - White



IP20    Dimmerable: 

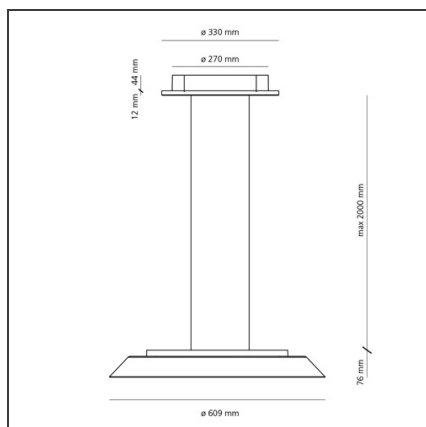
## DESIGN BY

Ernesto Gismondi

## DESCRIPTION

In Febe, everything is reduced to a minimum and built around the optical engine that, with maximum yield in minimum thickness, ensures excellent performance to illuminate an entire room. Febe has an elementary shape, yet a rich performance, it focuses on light emission and its formal simplicity makes it almost invisible in space. A uniform light disk protrudes from the surface of the ceiling/wall, the colour frame moves back inwardly and can only be seen from the side. Designed for home environments, its essential shape makes it fit for all spaces.

## TECHNICAL DRAWINGS



## FEATURES

<b>Article Code:</b>	0242W00A	<b>Material:</b>	Methacrylate, polycarbonate
<b>Colour:</b>	White	<b>Series:</b>	Design, 2018
<b>Installation:</b>	Suspension		Artemide Collection
<b>Environment:</b>	Indoor		

## DIMENSIONS

<b>Width:</b>	cm 7.6	<b>Glow Wire Test:</b>	750
<b>Base Width:</b>	cm 4.4		
<b>Base Diameter:</b>	cm 27		
<b>Max Height from ceiling:</b>	cm 200		

## INCLUDED SOURCES

<b>Category:</b>	LED	<b>Color temperature (K):</b>	2700K
<b>Number:</b>	4	<b>Color Tolerance:</b>	MacAdam 3SDCM
<b>Watt:</b>	6.20W	<b>CRI:</b>	90
<b>Delivered lumens output (lm):</b>	630lm	<b>Efficacy:</b>	102lm/W
<b>Type:</b>	0	<b>Service Life:</b>	50000-L70
<b>Class:</b>	A		

## LUMINAIRE

<b>Watt:</b>	30W	<b>Delivered lumens output (lm):</b>	2182lm
<b>Voltage:</b>	220-240V	<b>CCT:</b>	2700K
		<b>Efficiency:</b>	85%
		<b>Efficacy:</b>	72.73lm/W
		<b>CRI:</b>	90
		<b>Dimmable Typology:</b>	Push