


Effetto 14 Square 1 narrow beam Gray/white



IP65    

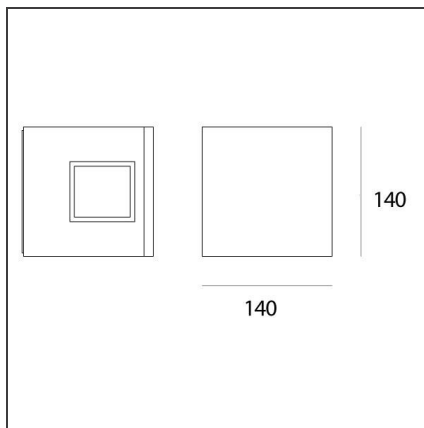
DESIGN BY

Ernesto Gismondi

DESCRIPTION

Light fixture with 1 light beam using monochromatic LED light source characterized by warm colour temperature (3000K) together with a light-diffusing lens which optimize the optical performance of the beam and establish its width. Designed to create geometric lights of scenic effect, it has 1 narrow beam of 15°. Wall installation. Composed by lighting cap unit and terminal board fixed together by means of locking dowels. Cap in die-cast EN AB-47100 aluminium. Terminal board in reinforced polymer. Watertight gasket in silicone rubber. Locking dowels used outside the fixture in AISI 316 stainless steel. PMMA lens siliconed flush with the cap to obtain the beam angle opening.

TECHNICAL DRAWINGS



FEATURES

Article Code:	T42021NW00	Material:	Aluminum, composite
Colour:	Gray/white		technopolymer, methacrylate
Installation:	Wall	Series:	Outdoor
Environment:	Outdoor	Area contract:	Urban, Outdoor, Residential
		Emission:	Indirect

DIMENSIONS

Length:	cm 14	Impact Resistance:	IK10
Width:	cm 14	Glow Wire Test:	650
Height:	cm 14		

INCLUDED SOURCES

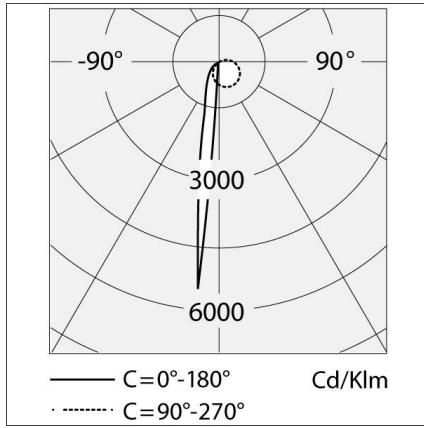
Category:	LED	Color temperature (K):	3000K
Number:	1	Color Tolerance:	4SDCM
Watt:	4,5W	CRI:	80 typ
Delivered lumens output (lm):	178lm	Efficacy:	85lm/W
Type:	0	Service Life:	L70(14K)>81600
Class:	A		

LUMINAIRE

Power Supply:	Electronic Integrated	Delivered lumens output (lm):	19lm
Watt:	4,5W	CCT:	3000K
Voltage:	220V-240V	Efficiency:	100%
		Efficacy:	4.09lm/W
		CRI:	80

Notes

Wiring to be carried out inside the terminal board by piercing an IP65 membrane grommet suitable for cables with a diameter of 6-13 mm. Painted die-cast aluminium with 3-stage outdoor treatment: nanotechnologies, antioxidant primer, polyester paint. Effective power 2,7W.

LIGHT DISTRIBUTION

We reserve the right to change our product specifications.
Please visit www.artemide.com for the latest product information

March 2019