







Cosmic Angel Suspension



IP20     

Dimmerable: 

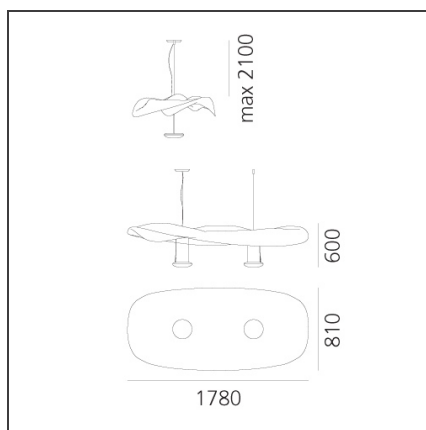
DESIGN BY

Ross Lovegrove

DESCRIPTION

"My concept way to freeze a moment that seemed to be created by air rolling over a thin sheet, achieving a very natural flow and rhythm in the lightweight sculptural skin. Ultimately it appears to be suspended in anti gravity on a cushion of air....like the cosmos in the complex forms and geometries that seem to defy explanation and create a sense of infinity." Materials: body lamp-reflector made of thermoplastic material; die-cast aluminium lighting units.

TECHNICAL DRAWINGS



FEATURES

| | | | |
|----------------------|---------------------|------------------|----------------|
| Article Code: | 1513010A | Material: | ABS, aluminium |
| Colour: | Polished chrome | Series: | Design, Hydro |
| Installation: | Ceiling, Suspension | Emission: | Indirect |
| Environment: | Indoor | | |

DIMENSIONS

| | |
|---------------------------------|--------|
| Length: | cm 178 |
| Width: | cm 80 |
| Height: | cm 41 |
| Max Height from ceiling: | cm 200 |

NOT INCLUDED SOURCES

| | | | |
|------------------|---------|-------------------------------|-------|
| Category: | HALO | Color Rendering: | 1a |
| Number: | 2 | Color temperature (K): | 2950K |
| Watt: | 400W | | |
| Lbs: | Qt-de12 | | |
| Socket: | R7s | | |

ALTERNATIVE SOURCES

| | |
|--------------------------------------|--------|
| Category: | LED |
| Number: | 2 |
| Watt: | 11w |
| Delivered lumens output (lm): | 1110lm |
| Type: | 2 |
| Socket: | R7s |
| Class: | A |

LUMINAIRE

| | | | |
|-----------------|-----------|--------------------------------------|---------|
| Watt: | 800W | Delivered lumens output (lm): | 18000lm |
| Voltage: | 220V-240V | CCT: | 2950K |