








# Castore Calice 18 Suspension



IP20      

Dimmerable: 

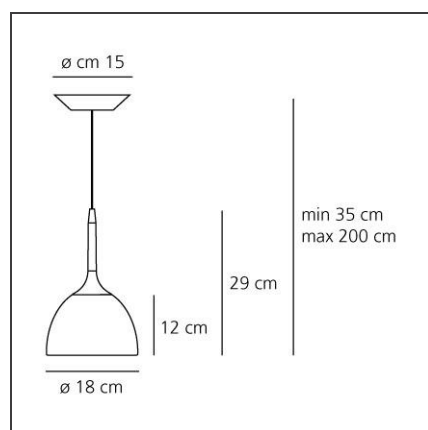
## DESIGN BY

Michele De Lucchi, Huub Ubbens

## DESCRIPTION

The diffuser design is enhanced by a removable-fitting and tapering luminous stem, that makes gentle the transition from the strong diffuser light to the blind lamp structure area. Ceiling rose and stem in thermoplastic resin, blown glass diffuser. Diffused and direct light emission.

## TECHNICAL DRAWINGS



## FEATURES

<b>Article Code:</b>	- - -	<b>Material:</b>	Blown glass, polycarbonate
<b>Colour:</b>	White	<b>Series:</b>	Scenarios
<b>Installation:</b>	Suspension	<b>Area contract:</b>	Residential
<b>Environment:</b>	Indoor	<b>Emission:</b>	Diffused

## DIMENSIONS

<b>Height:</b>	cm 35	<b>Glow Wire Test:</b>	750
<b>Base Diameter:</b>	cm 15		
<b>Max Height from ceiling:</b>	cm 200		

## NOT INCLUDED SOURCES

<b>Category:</b>	HALO	<b>Class:</b>	A
<b>Number:</b>	1		
<b>Watt:</b>	48W		
<b>Socket:</b>	G9		

## ALTERNATIVE SOURCES

<b>Category:</b>	LED
<b>Number:</b>	1
<b>Watt:</b>	2,3W
<b>Delivered lumens output (lm):</b>	200lm
<b>Type:</b>	2
<b>Socket:</b>	G9
<b>Class:</b>	A

## LUMINAIRE

<b>Watt:</b>	48W	<b>Delivered lumens output (lm):</b>	642lm
<b>Voltage:</b>	220V-240V	<b>CCT:</b>	2800K
		<b>Efficiency:</b>	87%
		<b>Efficacy:</b>	13lm/W