


# **A.39 Suspension/Ceiling - Direct Emission - 2368mm - 20° - 3000K - Undimmable - 6x4 Optics - Black**


 IP 20 

## **DESIGN BY**

Carlotta de Bevilacqua

## **DESCRIPTION**

## **TECHNICAL DRAWINGS**



## **FEATURES**

<b>Article Code:</b>	BH02004	<b>Series:</b>	Indoor
<b>Colour:</b>	Black		
<b>Installation:</b>	Suspension, Ceiling		

## **DIMENSIONS**

<b>Length:</b>	cm 237
<b>Width:</b>	cm 4,5
<b>Height:</b>	cm 8,5

## **INCLUDED SOURCES**

<b>Category:</b>	LED	<b>Color temperature (K):</b>	3000K
<b>Number:</b>	1	<b>Color Tolerance:</b>	MacAdam 2SDCM
<b>Watt:</b>	80W	<b>Service Life:</b>	L90 (20K) 118000h
<b>Type:</b>	0		

## **LUMINAIRE**

<b>Watt:</b>	75W	<b>Delivered lumens output (lm):</b>	4945lm
		<b>CCT:</b>	3000K
		<b>Efficiency:</b>	76%
		<b>Efficacy:</b>	65.94lm/W
		<b>CRI:</b>	90

## **Notes**

Screen supplied separately. \* Drivers use 2 DALI addresses.

**ACCESSORIES**


Louvre - 2368mm  
6x4 optics - white  
AE43001



Louvre - 2368mm  
6x4 optics black  
AE43004



A.39 - Mechanical  
joint including 1  
suspension cable  
AT09500



Sharping wall  
grazer lens Kit  
(4pcs) - 26°x70°  
elliptical lenses kit.  
It has to be used  
on top of S 20°  
reflectors to get  
an elliptical beam  
(greter axis along  
the module  
lenght). It contains  
4 lenses.  
AF06000




Angle louvre - 90°  
corner screen (on  
same plane) -  
White  
BH44001



A.39 - Ceiling  
bracket and  
mechanical joint  
AT09501




Angle louvre - 90°  
corner screen (on  
same plane) -  
Black  
BH44004



A.39 -  
Suspension/Ceiling  
- Corner (on same  
plane) - Black  
BH35004



A.39 -  
Undimmable  
Feeding kit  
including 2  
suspension cables  
(3 poles) 2000mm  
(H)  
AT10400



A.39 -  
Suspension/Ceiling  
- End Caps (2pcs) -  
Black  
BH16404