


**A.39 Suspension/Ceiling - Direct Emission - 2368mm - 20° - 3000K -
Undimmable - 4x4 Optics - Silver**



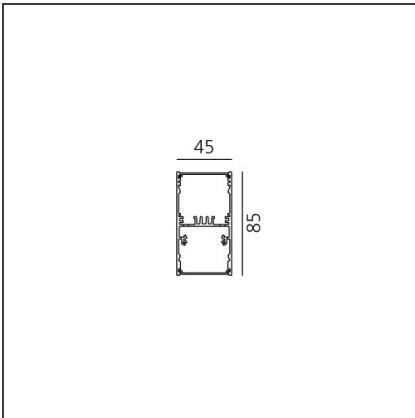
IP 20 

DESIGN BY

Carlotta de Bevilacqua

DESCRIPTION

TECHNICAL DRAWINGS



FEATURES

Article Code:	BH06005	Series:	Indoor
Colour:	Silver		
Installation:	Suspension, Ceiling		

DIMENSIONS

Length:	cm 237
Width:	cm 4.5
Height:	cm 8.5

INCLUDED SOURCES

Category:	LED	Color temperature (K):	3000K
Number:	1	Color Tolerance:	MacAdam 2SDCM
Watt:	50W	Service Life:	L90 (20K) 118000h
Type:	0		

LUMINAIRE

Watt:	50W	Delivered lumens output (lm):	3297lm
		CCT:	3000K
		Efficiency:	76%
		Efficacy:	65.94lm/W
		CRI:	90

Notes

Screen supplied separately. *Driver uses 1 DALI address


ACCESSORIES



Louvre - 2368mm
4x4 optics white
AE42001



Louvre - 2368mm
4x4 optics black
AE42004



A.39 - Mechanical
joint including 1
suspension cable
AT09500



Sharping wall
grazer lens Kit
(4pcs) - 26°x70°
elliptical lenses kit.
It has to be used
on top of S 20°
reflectors to get
an elliptical beam
(greter axis along
the module
length). It contains
4 lenses.
AF06000



Angle louvre - 90°
corner screen (on
same plane) -
White
BH44001



A.39 - Ceiling
bracket and
mechanical joint
AT09501



Angle louvre - 90°
corner screen (on
same plane) -
Black
BH44004



A.39 -
Undimmable
Feeding kit
including 2
suspension cables
(3 poles) 2000mm
(H)
AT10400



A.39 -
Suspension/Ceiling
- Corner (on same
plane) - Silver
BH35005



A.39 -
Suspension/Ceiling
- End Caps (2pcs) -
Silver
BH16405