

PRODUCT DATA SHEET

Felsina parete dual emission HSE 100W

**DESIGN BY :**

Ernesto Gismondi
1994

MATERIALS :

Die-cast aluminium, anodized aluminium, tempered glass

DESCRIPTION :

Light fixture with direct emission and adjustable projector unit with dual emission. Materials: lamp unit in painted die-cast EN-AB 46100 aluminium; reflector in bright anodized aluminium; moulded prismatic diffuser in sodium-calcium tempered glass; AISI 316 stainless steel screws and silicone seal gaskets. Painting is obtained with 3-stage outdoor treatment: nanotechnologies, antioxidant primer, polyester paint.

Light emission

Direct and Direct/Indirect



TECHNICAL DATA SHEET

Features

Product name:	Felsina parete dual emission HSE 100W
Article Code:	T001600 + T000200
Colour:	Antigua grey
Material:	Die-cast aluminium, anodized aluminium, tempered glass
Support:	Wall
Support colour:	Antigua grey
Series:	Outdoor
Environment:	Outdoor

OPTICS

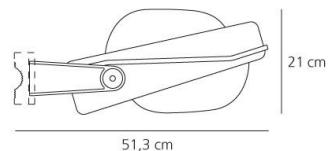
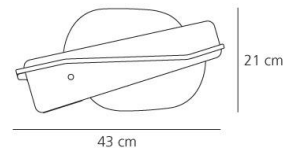
Emission:	Direct and Direct/Indirect
-----------	----------------------------

DIMENSIONS

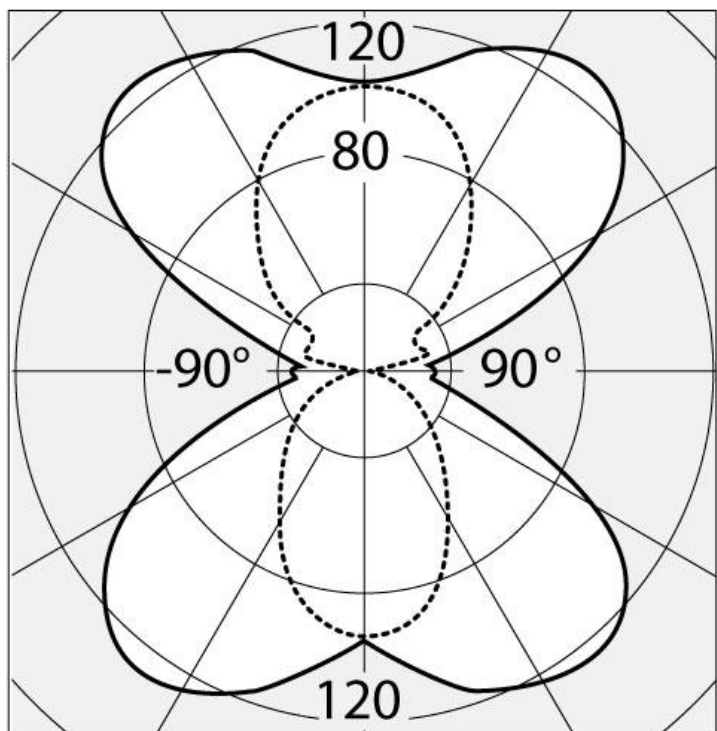
Length:	(cm) 51.3
Width:	(cm) 27
Height:	(cm) 21
Cutout shape:	

LAMPS NOT INCLUDED

Category:	HQI
Number:	1
Lbs:	HSE
Watt:	100
Socket:	E40
Class:	A

Dimensions**LAMP****ELECTRICAL**

Voltage:	220-240V
----------	----------



— C=0°-180° Cd/Klm
 - - - C=90°-270°

Polar curve

H	Ø C0	Ø C90	E
m	m	m	lux
0,5	2,38	0,81	3447
1,0	4,76	1,62	862
1,5	7,14	2,43	383
2,0	9,52	3,24	215
2,5	11,89	4,05	138
3,0	14,27	4,86	96

$\alpha = 67^\circ \times 39^\circ$

Light cone

