

PRODUCT DATA SHEET

Felsina parete HSE 150W

**DESIGN BY :**

Ernesto Gismondi
1994

MATERIALS :

Die-cast aluminium, anodized aluminium, tempered glass

DESCRIPTION :

Light fixture with direct emission and adjustable projector unit. Materials: lamp unit in painted die-cast EN-AB 46100 aluminium; reflector in bright anodized aluminium; moulded prismatic diffuser in sodium-calcium tempered glass; AISI 316 stainless steel screws and silicone seal gaskets. Painting is obtained with 3-stage outdoor treatment: nanotechnologies, antioxidant primer, polyester paint.

Light emission

Direct and Direct/Indirect



TECHNICAL DATA SHEET

Features

Product name:	Felsina parete HSE 150W
Article Code:	T001600 + T000600
Colour:	Antigua grey
Material:	Die-cast aluminium, anodized aluminium, tempered glass
Support:	Wall
Support colour:	Antigua grey
Series:	Outdoor
Environment:	Outdoor

OPTICS

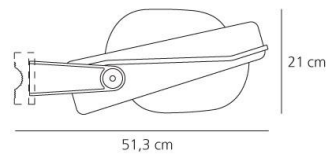
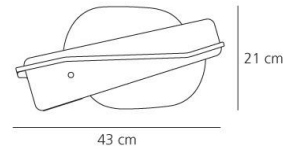
Emission:	Direct and Direct/Indirect
-----------	----------------------------

DIMENSIONS

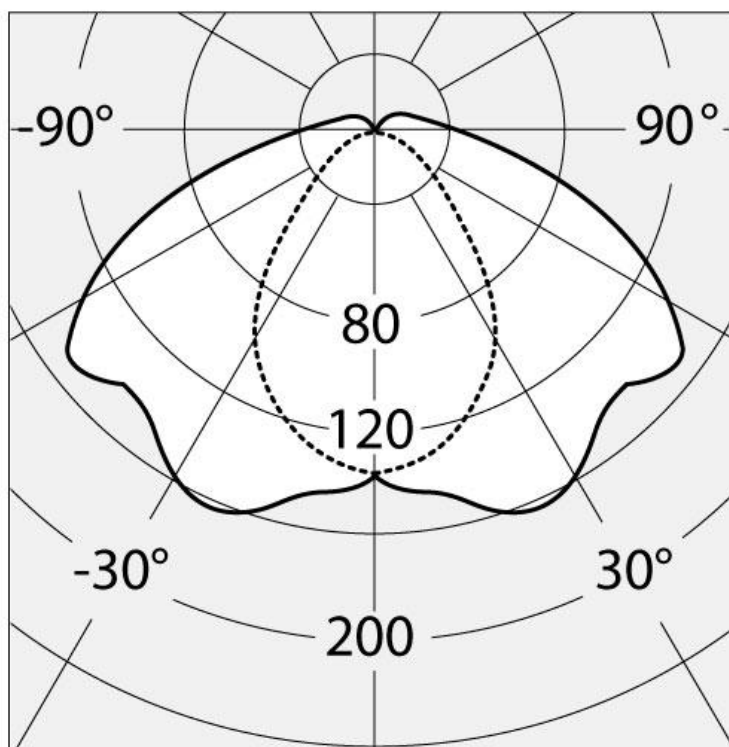
Length:	(cm) 51,3
Width:	(cm) 27
Height:	(cm) 21
Cutout shape:	

LAMPS NOT INCLUDED

Category:	HQI
Number:	1
Lbs:	HSE
Watt:	150
Socket:	E40
Class:	A

Dimensions**LAMP****ELECTRICAL**

Voltage:	220-240V
----------	----------




— C=0°-180° Cd/Klm
 - - - C=90°-270°

Polar curve

H m	Ø C0 m	Ø C90 m	E lux
0,5	3,17	0,80	7714
1,0	6,34	1,59	1929
1,5	9,51	2,39	857
2,0	12,69	3,18	482
2,5	15,86	3,98	309
3,0	19,03	4,77	214

$\alpha = 72^\circ \times 38^\circ$

Light cone



Light beam