

PRODUCT DATA SHEET

Spilli sospensione Fluo - Polished black



DESIGN BY :

Carlo Colombo
2011

MATERIALS :

Painted Metal, plastic

DESCRIPTION :

Spilli sospensione FLUO - polished white

Light emission



Direct, indirect

IP 20  

TECHNICAL DATA SHEET

Features

Product name:	Spilli sospensione Fluo - Polished black
Article Code:	1656020A
Colour:	Polished black
Material:	Painted Metal, plastic
Series:	Design
Environment:	Indoor
Area contract:	Private Residence

OPTICS

Emission:	Direct, indirect
-----------	------------------

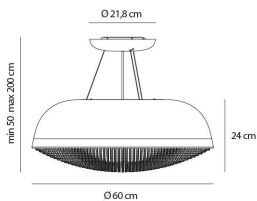
DIMENSIONS

Height:	(cm) 50
Cutout width:	(cm) 60
Base Diameter:	(cm) 21.8
Max Height from ceiling:	(cm) 200
Cutout shape:	

LAMPS NOT INCLUDED

Category:	FLUO
Number:	2
Lbs:	Tc-tel
Watt:	42
Socket:	Gx24q-5
Type:	Fsmh
Colour Rendering:	N/s
Colour temperature (K):	3000
Duration (h):	10000

Dimensions



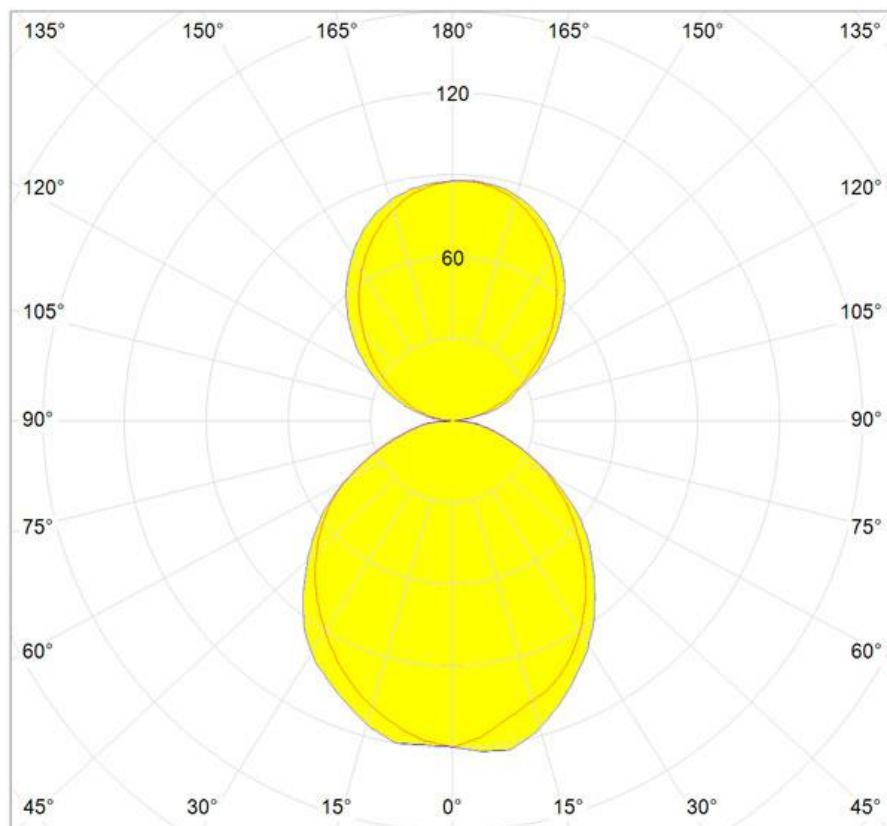
LAMP

IP 20  

ELECTRICAL

Starter:	Electronic
Voltage:	220V-240V

DIAGRAMS



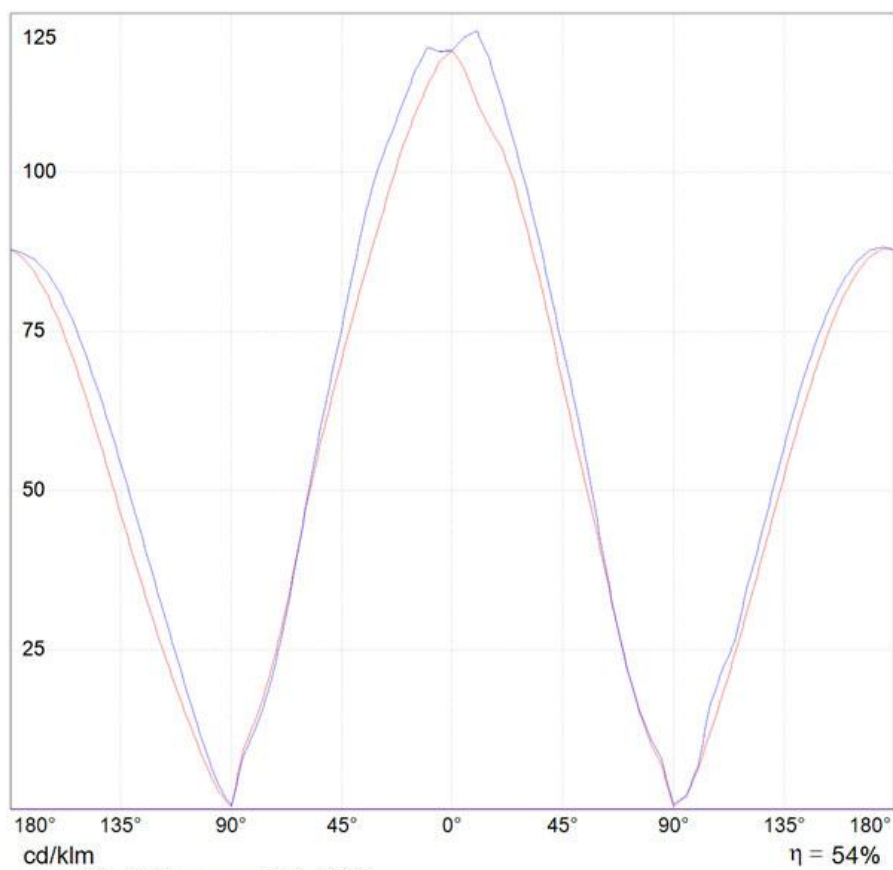
cd/klm

— C0 - C180

— C90 - C270

$\eta = 54\%$

Polar curve



cd/klm

— C0 - C180

— C90 - C270

$\eta = 54\%$

Cartesian diagram

