

PRODUCT DATA SHEET

Kalifa Ceiling Dark Light + Opaque Glass - T16 4x24W - Grey

**DESIGN BY :**

Ernesto Gismondi

MATERIALS :

Aluminium

DESCRIPTION :

Ceiling lamp using T16 fluorescent lamps. Extruded aluminium body with paint finish, and 4mm thick screen-printed tempered glass (opaque or diffusing depending on the version). Electronic control gear. Complies with standard EN60598-1 and other specific standards.

Light emission

Dark Light

IP20  

TECHNICAL DATA SHEET

Features

| | |
|----------------|---|
| Product name: | Kalifa Ceiling Dark Light + Opaque Glass - T16 4x24W - Grey |
| Article Code: | M161090 |
| Colour: | Grey |
| Material: | Aluminium |
| Series: | Architectural |
| Environment: | Indoor |
| Area contract: | |

OPTICS

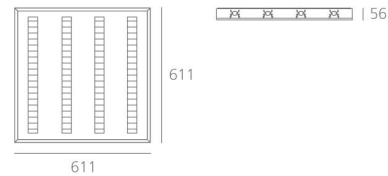


| | |
|-----------|------------|
| Emission: | Dark Light |
|-----------|------------|

DIMENSIONS

| | |
|--------------------|-----------|
| Length: | (cm) 61.1 |
| Width: | (cm) 61.1 |
| Height: | (cm) 5.6 |
| Cutout shape: | |
| Weight: | 8.5 |
| Impact Resistance: | 10 |
| Glow Wire Test: | 850 ° |

LAMPS NOT INCLUDED

| | |
|-------------------------|--------|
| Category: | FLUO |
| Number: | 4 |
| Lbs: | T16 |
| Watt: | 24 |
| Socket: | G5 |
| Type: | FDH-24 |
| Luminous Flux (lm): | 1750 |
| Colour Rendering: | 85 |
| Colour temperature (K): | 3000 |
| Duration (h): | 20000 |

Dimensions**LAMP**IP20  **ELECTRICAL**

| | |
|----------|-----------------------|
| Starter: | Electronic Integrated |
| Voltage: | 220V-240V |